



Tripp Lite UPS Systems

The most reliable and cost-efficient solutions available for protecting and supporting critical systems in any environment.



INDEX

Intelligent, Line-Interactive Operation

SmartPro Rackmount/Tower UPS 2-5

SmartPro Shallow-Depth Rackmount UPS 6-7

SmartPro Tower UPS 24-25

Intelligent, True On-Line Operation

SmartOnline Rackmount/Tower UPS 8-13

SmartOnline Tower UPS 14-15

SmartOnline Modular 3-Phase Tower UPS 16-19

SmartOnline 3-Phase Tower UPS 20-23

Network Power Management

PowerAlert Software 26-27

Line-Interactive Operation

Tower & Low-Profile UPS 28-29

Special Application UPS 32

Standby Operation

Tower & Low-Profile UPS 30-31

Additional Solutions

KVM Switches 33-35

Rack Enclosures 36-37

Power Distribution Units 38-39

Green UPS Technology 40

SmartPro® Intelligent Line-Interactive UPS Systems



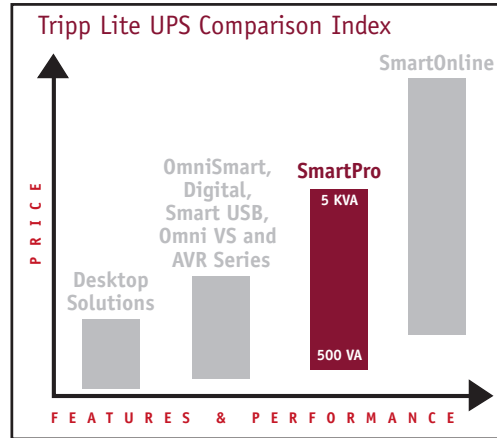
SMART500RT1U, SMART750RM1U & SMART1000RM1U



SMART750RMXL2U, SMART1000RM2U, SMART1500RM2U, SMART1500RMXL2Ua, SMART2200RMXL2U, SMART2600RM2U & SMART3000RM2U



SMART5000RT3U, SMART5000XFMXL & SMART5000TEL3U



- ▶ 500 - 5,000 VA
- ▶ Internal Batteries & Extended Runtime Options
- ▶ Automatic Voltage Regulation (AVR)
- ▶ Rack/Tower/Stack Adaptable

Conserve Space—Slim as 1U!

SmartPro Rackmount/Tower UPS Systems provide more battery backup (up to 5000VA) and premium product features in compact cases (as slim as 1U) which make the best use of available rack space. Select models are compact and shallow enough to allow users to mount a UPS system and an external battery pack back-to-back to increase the power protection in the same rack space.



Protect Every Application

SmartPro Rackmount/Tower UPS Systems are available in a wide variety of capacities to protect every size computer application from downtime, damage and data loss due to power problems. SmartPro Rackmount/Tower UPS Systems provide complete protection against all types of power problems, including brownouts, blackouts, surges and line noise. Line-interactive operation—also known as automatic voltage regulation (AVR)—automatically regulates incoming voltage to keep equipment working through low voltage (brownouts) and high voltage conditions* indefinitely, without draining battery power. SmartPro Rackmount/Tower UPS Systems provide reliable battery power to keep computers up and running through short blackouts and allow enough time to safely shut down during longer ones. In addition, all AC outlets are backed by internal surge suppression and line noise filtering components to protect equipment from damage due to lightning and surges or audio/video distortion due to line noise.

* SMART500RT1U models supply battery power during high voltage conditions.




"I found Tripp Lite's product quality and customer support to be head-and-shoulders above the field."
Kraft Foods Alane Watkins, Systems Administrator

Extend Runtime

Select models accept external battery packs to provide extended runtime. Without enough runtime, businesses stand to lose up to \$50,000 per hour according to a recent survey on the cost of lost productivity for an hour of network downtime.* Locate your planned load and optimum runtime on the chart to the right.

* Yankee Group.



Extending runtime is as simple as plugging in additional external battery packs.

Adapt to Rack/Tower/Stack Applications

Adapt all models from rack-mount to tower or stacking applications.*

- Removable rack hardware
- Optional base stands



SMART3000RM2U tower mount with optional base stands.

* 1U models include hardware to adapt to tower mounting. Optional base stands (model: 2-9U STAND) are available to adapt any combination of models, from 2U to 9U wide, to tower mounting.

Load (Watts)	Runtime (minutes) with included batteries	Runtime (minutes) with additional external battery pack(s)					
		Non-Expandable Battery Pack	Expandable Battery Pack(s)*				
			1	2	3	4	
SMART750RMXL2U Extended Runtime		BP24V28-2U		BP24V70-3U			
200	41.2	179.7	437.3	866.9	1285.9	1692.5	
440	16.0	72.6	187.3	389.3	592.9	795.0	
SMART1500RMXL2Ua Extended Runtime		BP36V15-2U		BP36V42-3U			
500	25.0	74.6	205.9	420.6	636.3	850.1	
1000	10.0	29.7	86.5	185.2	288.1	392.3	
SMART2200RMXL2U Extended Runtime		BP48V24-2U		BP48V60RT3U			
800	16.0	62.0	128.5	264.3	403.4	542.9	
1600	6.0	24.5	52.6	113.0	177.3	243.5	
SMART2600RM2U Extended Runtime		BP48V24-2U		BP48V60RT3U			
800	21.2	59.9	124.3	256.2	391.5	527.2	
1600	8.5	24.9	53.4	114.5	179.7	246.6	
SMART3000RM2U Extended Runtime		BP48V24-2U		BP48V60RT3U			
800	21.2	59.9	124.3	256.2	391.5	527.2	
1600	8.5	24.9	53.4	114.5	179.7	246.6	
SMART3000RMOD2U Extended Runtime		BP72V15-2U		BP72V28RT-3U			
1440	11.0	33.0	97.0	166.0	238.0	311.0	
2880	3.8	13.0	39.0	69.0	102.0	135.0	
SMART5000RT3U Extended Runtime		BP48V60RT3U					
2000	38.0	N/A	79.1	129.5	181.9	235.3	
4000	15.0	N/A	32.6	54.5	78.0	102.6	
SMART5000XFMXL Extended Runtime		BP48V60RT3U					
1820	27.7	N/A	63.0	117.9	175.8	235.2	
3750	10.0	N/A	24.4	47.0	71.7	97.6	

* Battery packs that are "expandable" can be connected together for increased runtime.

For additional extended runtime solutions to fit your specific load requirements, use Tripp Lite's interactive UPS Selector Guide at www.tripplite.com/selector/ups, or call Tripp Lite's Application Specialists at (773) 869-1236.

Manage Multiple Servers

Multiple built-in communication ports provide the ability to simultaneously manage multiple servers without the need for accessories. Using PowerAlert software, select models with multiple communication ports will simultaneously provide intelligent communications, shutdown commands and reporting on multiple servers—even if they are running different operating systems.* Intelligent communications allow you to check UPS status (including battery charge level) and AC power status as well as reboot Customized Load Management Banks.

* Additional PowerAlert features: pages 26 and 27.



Protect Telecom Applications

Protect large telecom equipment and servers with a specially designed SmartPro Rackmount/Tower UPS System—SMART5000TEL3U. The SMART5000TEL3U allows you to power and protect multiple pieces of high-voltage equipment from a single 208V circuit. In addition, the SMART5000TEL3U features two 120V receptacles which supply enough support to low-powered monitors and peripherals used with high-voltage equipment.


Control Individual Outlets

Prioritize the uptime of mission-critical loads during a power failure with Customized Load Management Banks featured on select models. Customized Load Management Banks can be controlled independently through PowerAlert. Use PowerAlert to reboot a locked-up computer by cycling the power on and off to select receptacles on the UPS system. You can also program PowerAlert to shut down less important systems during an extended blackout, preserving battery runtime for more critical equipment.

Feature Focus



* Includes 3U Battery Module (not shown) to occupy a total of 6U rack space.



A Extended Runtime Capability



Select models feature connectors that accept optional external battery packs for additional runtime. External batteries can be “hot-swapped”. See Extended Runtime Chart on page 3 to locate the perfect SmartPro Rackmount/Tower model that fits your runtime needs.

B Customized Load Management

Prioritize the uptime of mission-critical loads during a power failure. Select models feature special load banks that you control independently through PowerAlert software. Use PowerAlert to reboot a locked-up computer or to shut down less important systems during extended blackouts, preserving battery runtime for more critical equipment.

C Accessory Card Slot



Accepts optional internal SNMPWEBCARD or RELAYOCARD. SNMPWEBCARD provides network interface for monitoring and control via SNMP, Web or telnet, enabling remote reboots, shutdowns and more. Use with optional ENVIROSENSE to monitor temperature and humidity or to control and monitor alarms and security systems. RELAYOCARD provides programmable contact closure interface with 6 outputs and 1 input.

D Variety of Output Options

15-, 20- and 30-amp receptacles on select models ensure maximum connection flexibility.

E Multiple Server Support

Up to four built-in communication ports on select models simultaneously provide shutdown commands and reporting on multiple servers without the need for accessories.

F Short Circuit Protection

Breakers safeguard your equipment and the UPS from damage due to input or output short circuits and system overloads.

G Emergency Power Off (EPO)

A modular jack included with all models allows remote emergency shutdown.

Complete Performance Conditions Displayed

Front panel LEDs alert you to a variety of performance conditions, including AC line present, automatic voltage regulation, UPS load and replace battery.



Bypass Operation (not shown)



SMART3000RM0D2U includes a bypass feature that allows the power module to be removed for maintenance while continuously passing through utility power to connected equipment.

Front Panel Battery Replacement (not shown)

Tripp Lite UPS batteries will protect equipment for several years with normal use. Most models feature a removable panel which allows for internal battery replacement.* Internal batteries can be “hot-swapped”.

* Tripp Lite offers a complete line of replacement battery cartridges (R.B.C.); visit www.triplite.com.

Specifications

Model	Output Capacity (VA/Watts)	Backup Time (Typical Minutes) Half/Full Load ^(A)	Optional External Battery Packs	Total Rack Space	Nominal Input-Output Voltage/Frequency 60 Hz	AC Receptacles		Customized Load Management Banks	"Smart" Comm. Ports		Input Plug (NEMA)
						Quantity	NEMA Type		USB	RS-232 (DB9)	
UPS Systems											
SMART500RT1U	500/300	17/5	—	1U	120	7 ^(B)	5-15R	1	1	1	5-15P
SMART750RM1U	750/450	24/7	—	1U	120	6	5-15R	2	1	1	5-15P
SMART750RMXL2U	750/450	34/16+	A B	2U	120	6	5-15R	2	1	1	5-15P
SMART1000RM1U	1000/640	24/10	—	1U	120	6	5-15R	2	1	1	5-15P
SMART1000RM2U	1000/700	21/9	—	2U	120	6	5-15R	2	1	1	5-15P
SMART1500RM2U	1500/1000	21/7.5	—	2U	120	8	5-15R	2	1	1	5-15P
SMART1500RMXL2Ua	1500/1000	21/7.5+	C D	2U	120	8	5-15R	3	1	1	5-15P
SMART2200RMXL2U	2200/1600	16/6+	E F	2U	120 (& 100 or 110) user-selectable	8	4 (5-15R), 4 (5-15/20R)	3	1	1	5-20P ^(E)
SMART2600RM2U	2600/2100 ^(B)	18/6+	E F	2U	120	9	4 (5-15R), 4 (5-15/20R), 1 (L5-20R)	3	1	1	5-20P ^(E)
SMART3000RM2U	3000/2250	13/4+	E F	2U	120	9	4 (5-15R), 4 (5-15/20R), 1 (L5-30R)	3	1	1	L5-30P ^(E)
SMART3000RM0D2U	3000/2880	11/3.8+	G H	2U	120	7	6 (5-15R), 1 (L5-30R)	2	1	1	L5-30P
SMART5000RT3U	5000/4000 ^(B)	38/16+	F	6U	208 (In); 208 & 120 (Out)	14	10 (5-15R), 2 (5-15/20R), 1 (L6-30R), 1 (L14-30R)	8	2	2	L6-30P
SMART5000XFMRXL	5000/3750 ^(B)	20/8.5+	F	3U	208 (In); 208 & 120 (Out)	11	8 (5-15/20R), 2 (L6-20R), 1 (L6-30R)	8	1	2 ^(F)	L6-30P
SMART5000TEL3U	5000/3750 ^(B)	20/8.5	—	3U	208 (In); 208 & 120 (600VA @ 120V max.) Out	5	2 (5-15R), 2 (L6-20R), 1 (L6-30R)	—	1	2 ^(F)	L6-30P

External Battery Packs and Accessories

A BP24V28-2U	24V external battery pack and cable, 2U. Not expandable. RED/BLACK 2-point connector.
B BP24V70-3U	24V external battery pack and cable, 3U. Expandable. RED/BLACK 2-point connector.
C BP36V15-2U	36V external battery pack and cable, 2U. Not expandable. GREY 2-point connector.
D BP36V42-3U	36V external battery pack and cable, 3U. Expandable. GREY 2-point connector.
E BP48V24-2U	48V external battery pack and cable, 2U. Not expandable. BLUE 2-point connector.
F BP48V60RT3U	48V external battery pack and cable, 3U. Expandable. BLUE 2-point connector.
G BP72V15-2U	72V external battery pack and cable, 2U. Not expandable. BLACK 3-point connector.
H BP72V28RT-3U	72V external battery pack and cable, 3U. Expandable. BLACK 3-point connector.
SNMPWEBCARD	Internal SNMP/Web management accessory card (connects compatible UPS systems to Ethernet).
ENVIROSENSE	Allows UPS to monitor external temperature/humidity and contact-closure inputs (requires SNMPWEBCARD).
RELAYOCARD	Programmable contact closure accessory card with 6 output contacts and 1 input contact.
2-9USTAND	Tower kit with 2 adjustable base stands—2U to 9U—for all models except 1U models.
4POSTRAILKIT	Adjustable horizontal mounting rails for 4-post rackmount installation. For all UPS and battery pack models.
2POSTRMKITWM	Horizontal mounting rails for 2-post rackmount installation. For all UPS and battery pack models.
UPSHDEARKIT	Heavy-duty mounting ear kit supports 2U cabinets up to 65 lb from front vertical rails in 4-post racks. Not suitable for 2-post mounting.

Common specifications for all UPS systems: Accessory card slot for optional SNMPWEBCARD or RELAYOCARD. 10 ft. power cord. All models include mounting hardware to fit standard 19 in. racks.

+ Backup times are expandable using external battery packs. ^(A) Certifications vary by model. ^(B) SMART2600RM2U models will supply 2600VA output with included 30A plug. SMART5000RT3U, SMART5000XFMRXL and SMART5000TEL3U models provide 4500VA output with included plug, but will supply 5000VA output with user-supplied 50A plug. While SMART5000RT3U and SMART5000XFMRXL models supply full VA output through both 208 and 120V receptacles, SMART5000TEL3U models are limited to providing 540VA output through its 120V receptacles (or 600VA with user-supplied 50A plug). ^(C) Backup times will vary depending on battery condition and load. ^(D) SMART500RT1U features one “surge-only” receptacle designed for printers. ^(E) These models include an additional plug which can be installed in place of the existing plug. Installing the additional plug will change the output capacity. (SMART2200RMXL2U: 5-15P; SMART2600RM2U: L5-30P; SMART3000RM2U: 5-20P) ^(F) SMART5000XFMRXL and SMART5000TEL3U include an RS-232 DB9 port and a relay contact-closure DB9 port.

Complete, up-to-date specifications (including product weight and dimensions) available at www.triplite.com

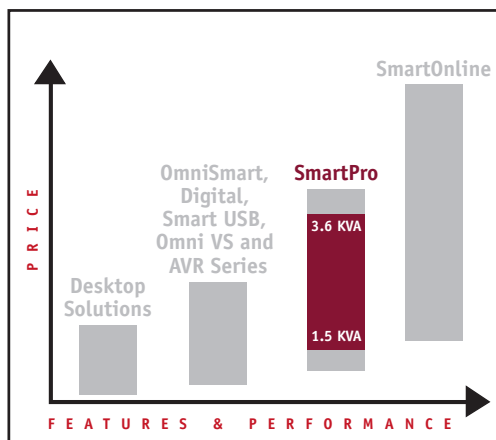
Also available: interactive UPS System selector guide, extended warranties, owner’s manuals and more!



SmartPro® Shallow-Depth Rackmount UPS Systems



SMART3000CRMXL/SMART2200CRMXL & BP48V48RT4U



- ▶ 1,500 - 3,600 VA
- ▶ Best-In-Class Mounting Depth
- ▶ Automatic Voltage Regulation (AVR)
- ▶ Optional External Battery Packs for Extended Runtime

Support Network/Telecom Wiring Closets

Shallow mounting depth matches popular network/telecom equipment and allows UPS systems to fit in confined spaces. High load capacity and internal battery capacity allow you to attach more equipment safely without installing additional circuits and UPS systems. SMART3000CRMXL, SMART2200CRMXL and the matching BP48V48RT4U external battery pack include all hardware required for secure mounting in 2-post network/telecom racks. Combine with Tripp Lite's SR2POST or SR2POST25 2-post racks to create ideal solutions for organizing, protecting and powering important equipment in cramped network/telecom wiring closets.

Lower Operating Costs

AC-to-AC efficiency up to 97% reduces power consumption and lowers operating costs. Each two watts saved by increased UPS efficiency saves an additional watt in cooling requirements. Higher efficiency also lowers your facility's environmental impact.

Extend Runtime

All models accept external battery packs to provide extended runtime. Without enough runtime, businesses stand to lose up to \$50,000 per hour according to a recent survey on the cost of lost productivity for an hour of network downtime.* Locate your planned load and optimum runtime on the chart to the right.

* Yankee Group.

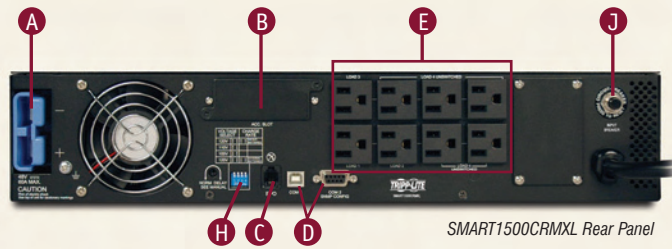
Protect Sensitive Equipment

Line-interactive operation—also known as automatic voltage regulation (AVR)—automatically adjusts incoming voltage to safe levels without draining battery power. Reliable battery backup keeps equipment operating through power failures. Pure sine wave output guarantees maximum stability and compatibility with sensitive equipment. All outlets include network-grade surge suppression and noise filtering. SMART3000CRMXL and SMART2200CRMXL include an automatic AC bypass that keeps equipment powered in case of internal fault or battery depletion.

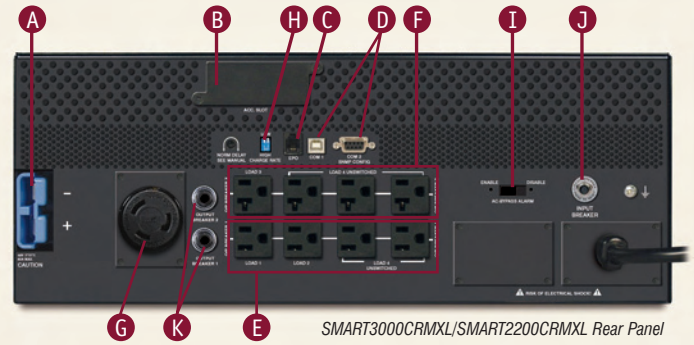
Model	Estimated Battery Backup Runtime (minutes)											
	200W	400W	600W	800W	1000W	1200W	1400W	1600W	1800W	2400W	3000W*	3600W*
SMART1500CRMXL	69	30	18	12	10	7.9	6.3	—	—	—	—	—
+1 BP48V24-2U	299	141	88	61	46	36	29	—	—	—	—	—
SMART2200CRMXL	177	82	51	36	27	21	17	14	12	—	—	—
+1 BP48V48RT4U	788	400	260	190	146	116	95	80	69	—	—	—
+2 BP48V48RT4U	1271	662	439	324	253	202	168	142	123	—	—	—
+3 BP48V48RT4U	1738	922	618	459	361	291	242	206	179	—	—	—
SMART3000CRMXL	183	83	52	36	27	22	19	15	13	9.1	6.7	5.1
+1 BP48V48RT4U	707	349	226	163	126	102	85	72	62	44	—	—
+2 BP48V48RT4U	1145	581	383	281	219	178	149	128	111	79	—	—
+3 BP48V48RT4U	1570	812	541	400	314	257	216	186	162	116	—	—

* For output >2880W use internal batteries only. Battery backup runtime varies with load, battery condition and other factors.

For additional extended runtime solutions to fit your specific load requirements, use Tripp Lite's interactive UPS Selector Guide at www.tripplite.com/selector/ups, or call Tripp Lite's Application Specialists at (773) 869-1236.



SMART1500CRMXL Rear Panel



SMART3000CRMXL/SMART2200CRMXL Rear Panel

- A External Battery Pack Connector**
Connects to an external battery pack for extended battery backup runtime. Expandable battery packs can be daisy-chained for additional runtime expansion.
- B Accessory Card Slot**
Accepts optional internal SNMPWEBCARD or RELAYIOCARD. SNMPWEBCARD provides network interface for monitoring and control via SNMP, Web or telnet, enabling remote reboots, shutdowns and more. Use with optional ENVIROSENSE to monitor temperature and humidity or to control and monitor alarms and security systems. RELAYIOCARD provides programmable contact closure interface with 6 outputs and 1 input.
- C Emergency Power Off (EPO) Connector**
Connects to facility's emergency power off switch for emergency shutdown of the UPS system.
- D HID-Compliant USB Port and RS-232 Serial Port (DB9)**
Connects to a computer's USB or serial port for automatic shutdown during extended power failures. Use with PowerAlert software* or the built-in power management utilities of Mac OS® X, Linux® and Windows®. PowerAlert CD-ROM and cabling are included.

- E 5-15R Outlets**
Select outlets can be switched on or off remotely through PowerAlert software or SNMPWEBCARD, enabling connected equipment reboot or shutdown.
- F 5-15/20R Outlets**
These 20-amp outlets accommodate 5-15P or 5-20P plugs. Select outlets can be switched on or off remotely through PowerAlert software or SNMPWEBCARD, enabling connected equipment reboot or shutdown.
- G L5-30R Outlet (SMART3000CRMXL only)**
This 30-amp outlet connects to an L5-30P twist-lock plug.
- H Charge Rate Switch**
Sets battery charger to higher or lower amperage. Increasing the amperage allows the UPS system to recharge batteries more rapidly when external battery packs are connected.
- I AC Bypass Alarm Switch**
Enables or disables AC bypass alarm. In case of internal fault or battery depletion, the bypass routes AC power to the outlets.

- J Input Breaker**
- K Output Breakers (SMART3000CRMXL only)**
Internal Battery Replacement (not shown)
Recyclable internal batteries last several years under normal conditions. A removable front panel allows hot-swappable internal battery replacement. Tripp Lite offers a complete line of replacement batteries.

Easy-to-Read Control Panel

Front panel LEDs display a variety of power conditions, including AC line status, automatic voltage regulation, overload, on battery, check battery and more. Real-time updates allow you to respond to power problems before your equipment is placed at risk.



* Additional PowerAlert features: pages 26 and 27.

Specifications

Model	Output Capacity (VA/Watts)	Typical Backup Runtime (Half/Full Load)	Nominal Input/Output Voltage & Frequency	AC Outlet Quantity (Type)	Remotely Switchable Outlets	Comm. Ports	Plug Type (10 ft cord)	Primary Mounting Option	Dimensions (H x W x D)
SMART1500CRMXL	1500VA/1440W	14/6 min	120V AC, 60 Hz.	8 (5-15R)	3	RS-232, USB, EPO	5-15P	4-Post Rack (2U)	3.5 x 17.25 x 19.5 in
SMART2200CRMXL	2200VA/1900W	28/11 min	120V AC, 60 Hz.	4 (5-15R) & 4 (5-15/20R)	3	RS-232, USB, EPO	5-20P	2-Post Rack (4U)	7 x 17.25 x 17.75 in
SMART3000CRMXL	3000VA/2880W (3600VA/3600W via optional hardware) ^(A)	19/7.5 min ^(B)	120V AC, 60 Hz.	4 (5-15R) & 4 (5-15/20R) & 1 (L5-30R)	3	RS-232, USB, EPO	L5-30P (optional hardware)	2-Post Rack (4U)	7 x 17.25 x 17.75 in

External Battery Packs

BP48V48RT4U	Expandable 4U battery pack optimized for SMART3000CRMXL and SMART2200CRMXL. Includes 2-post mounting hardware. 17.75 inch depth.
BP48V24-2U	Non-expandable 2U battery pack optimized for SMART1500CRMXL. Includes 4-post mounting hardware. 13.5 inch depth.
BP48V60RT3U	Expandable 3U battery pack. Includes 4-post mounting hardware. 26 inch depth.

Accessories

SNMPWEBCARD	Internal card adds Ethernet (RJ45) network interface to UPS for remote monitoring and control via SNMP, Web or telnet.
ENVIROSENSE	Allows UPS to monitor external temperature, humidity and contact-closure inputs. Requires SNMPWEBCARD.
RELAYIOCARD	Programmable contact closure accessory card with 6 output contacts and 1 input contact.
2POSTRMKITWMM	Mounting kit for 2-post rackmount installation. Included with SMART3000CRMXL, SMART2200CRMXL and BP48V48RT4U.
4POSTRAILKIT	Mounting kit for 4-post rackmount installation. Included with all UPS systems and battery packs except SMART3000CRMXL, SMART2200CRMXL and BP48V48RT4U.
UPSHDEARKIT	Heavy-duty mounting ear kit supports 2U cabinets up to 65 lb from front vertical rails in 4-post racks. Not suitable for 2-post mounting.
2-9USTAND	Tower kit with two adjustable base stands enables vertical placement of UPS systems and battery packs.

^(A) Included cord and plug can be removed to permit hardware input for 3600VA/3600W output capacity. ^(B) Typical half/full load backup time is 13/5 min for optional hardware input. Battery backup runtime varies with load, battery condition and other factors.

Complete, up-to-date specifications available at www.tripplite.com

Also available: interactive UPS System selector guide, extended warranties, owner's manuals and more!



SmartOnline™ Single-Phase Intelligent True On-Line UPS Systems



SU750RTL2U, SU1000RTL2Ua, SU1500RTL2Ua, SU2200RTL2Ua & SU3000RTL2U



SU3000RTL3U, SU3000RTL3UHV & SU3000RTXR3U



SU5000RT4U, SU6000RT4U, SU8000RT4U, SU16000RT4U* & SU16000RT4UHW*
* Power module shown.

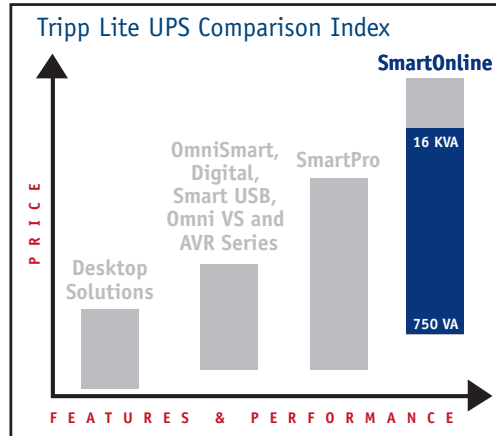


SU5000RT3U, SU5000RT3UHV, SU6000RT3U, SU6000RT3UHV, SU8000RT3U, SU8000RT3UITF, SU8000RT3UHW, SU8000RT3UN50, SU8000RT3UN50TF, SU8000RT3UG, SU10000RT3U, SU10000RT3UITF, SU10000RT3UG, SU10KRT3UHV, SU10KRT3U Power module shown.

Deliver True On-Line, Pure Sine Wave, Zero Transfer Time Operation

SmartOnline Rackmount/Tower UPS Systems provide mission-critical equipment with the highest level of power protection. Double-conversion technology continually converts incoming AC power into filtered DC power, and then resynthesizes it back into AC power with a pure sine wave. Constant on-line operation completely isolates sensitive equipment from every power problem on the AC line. SmartOnline models accept the widest range of incoming voltage and frequency variations, delivering the most consistently pure, highly-regulated AC power: $\pm 3\%$ V or $\pm 2\%$ V and ± 0.05 Hz.

SmartOnline Rackmount/Tower UPS Systems provide reliable battery power with zero transfer time to keep networks up and running through short blackouts and allow enough time to safely shut down during longer ones. In addition, they stop damaging surges and filter disruptive line noise.



TRUE ON-LINE

- ▶ 750 - 16,000 VA
- ▶ Zero Transfer Time, Double-Conversion
- ▶ Wide Input Voltage Range with Precision-Regulated Output
- ▶ Extended Runtime Options
- ▶ Automatic Internal Bypass
- ▶ Maintenance Bypass & Detachable PDU Options

Manage Multiple Servers

Using PowerAlert software, select models with multiple communication ports will simultaneously provide intelligent communications, shutdown commands and reporting on multiple servers—even if they are running different operating systems.* Intelligent communications allow you to check UPS status (including battery charge level and runtime remaining) and AC power status as well as reboot Customized Load Management Banks.

* Additional PowerAlert features: pages 26 and 27.

Control Individual Outlets

Customized Load Management Banks on select models can be controlled independently through PowerAlert. Use PowerAlert to reboot a locked-up computer by cycling the power on and off to select receptacles on the UPS system. You can also program PowerAlert to shut down less important systems during an extended blackout, preserving battery runtime for more critical equipment.

Save Electricity & Reduce Costs


SmartOnline UPS Systems are up to 97% efficient in economy mode, a potential increase of 10% or more versus comparable on-line UPS systems. Economy mode can make your data center significantly cooler, greener and more cost-effective.*

* See back cover for more information.


Provide 100% Availability with Hot-Swappable Modular Design



Hot-Swap the UPS Module . . .



. . . PDU Module Continues Powering Equipment

All SmartOnline Rackmount/Tower UPS Systems include an automatic internal bypass that ensures 100% availability of connected equipment by passing through utility power in the event of an internal fault or overload. Hot-Swappable Modular models include two additional features that ensure continuous availability: an external maintenance bypass switch and a modular design. When the external switch is set to "bypass", the UPS module can be removed for maintenance while the detachable PDU module remains installed, continuing to power connected equipment as long as utility power is present. Hot-Swappable Modular models are designated by the  symbol in the specifications chart on page 12.

Adapt to Rack/ Tower/Stack Applications

Adapt all models from rackmount to tower or stacking applications.*

- Removable rack hardware
- Optional base stands



SU3000RTL3U tower mount with optional base stands.



SU6000RT3U or SU10KRT3U tower mount with optional base stands.

* Optional base stands (model: 2-9USTAND) are available to adapt any combination of models, from 2U to 9U wide, to tower mounting.

Display Critical Operational Conditions

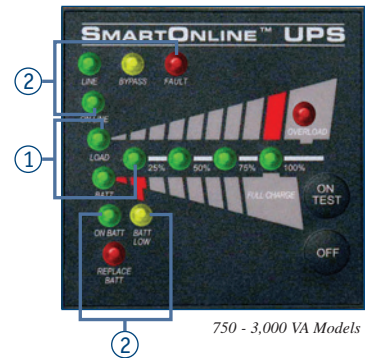
SmartOnline Rackmount/Tower UPS Systems feature a front panel LED display or combination LCD/LED display which shows a variety of UPS operational modes and conditions. This interface provides more information than comparable models, allowing you to react more rapidly to an alert before your systems are put at risk.

LED Display— ① Battery & Load Conditions: The Load and Battery Active Meters allow you to monitor the percentage levels (25% - 100%) of two conditions: 1) battery charge as equipment is supported by the UPS system during a blackout, and 2) the total amount of the UPS system's capacity that the equipment load is utilizing under normal operating conditions.


② Fault/Warning & UPS System Operational Conditions: LED set alerts you to several fault conditions (including wiring faults in the wall outlet) and warning conditions (including the need to recharge or replace the UPS system's internal battery). It also indicates UPS system operational status, including normal on-line operation, bypass operation (due to fault or overload) or on-battery operation (due to a blackout or severe brownout).

Combination LCD/LED Display— ③ LCD Display: LCD Display lets you access more precise information than provided by LEDs alone. View over 45 separate fault/warning and UPS system operational conditions including operational mode, alarm/shutdown conditions, input/output voltage/frequency, battery voltage, load percentage and more.

④ LED Display: LED set is organized into a flow chart that indicates UPS system operational status, including normal on-line operation, bypass operation (due to fault or overload) or on-battery operation (due to a blackout or severe brownout).



750 - 3,000 VA Models



5,000 - 16,000 VA Models

A Extended Runtime Capability
All models feature connectors that accept optional external battery packs for additional runtime. External batteries can be “hot-swapped”. See Extended Runtime Chart on page 13 to locate the perfect SmartOnline Rackmount/Tower model that fits your runtime needs.



B Detachable PDU
Passes through power to connected equipment if UPS module is removed for maintenance.


C Customized Load Management
Select models feature special load banks that you control independently through PowerAlert software.

D Server Support
Up to two built-in communication ports on select models simultaneously provide shutdown commands and reporting on multiple servers without the need for accessories.

E Bypass Operation
An external maintenance bypass switch allows the UPS module to be removed for maintenance while continuously passing through utility power to connected equipment.



F Accessory Card Slot
Accepts optional internal SNMPWEBCARD or RELAYIOCARD. SNMPWEBCARD provides network interface for monitoring and control via SNMP, Web or telnet, enabling remote reboots, shutdowns and more. Use with optional ENVIROSENSE to monitor temperature and humidity or to control and monitor alarms and security systems. RELAYIOCARD provides programmable contact closure interface with 6 outputs and 1 input.



G Short Circuit Protection
Circuit breakers help guard against input/output short circuits and system overloads.

H Emergency Power Off
A modular jack included with select models allows remote emergency shutdown. All other models can perform emergency shutdown by attaching an optional cable (model 73-0909, sold separately) to the communication port. The optional cable includes a DB9 connector to allow server support and a modular jack to allow emergency shutdown.

Standard Models 100% Availability Features: Internal Bypass • Hot-Swappable Batteries

SU2200RTL2Ua UPS System Rear Panel with Internal Batteries.

SU3000RTL3U/SU3000RTL3R3 UPS System Rear Panel with Internal Batteries.

SU5000RT3U UPS System Rear Panel with Isolation Transformer Module and External Battery Pack.

7U Total

2U

2U

I Hardwire, Single-Phase Input

To convert select models to hardwire input and output, select optional hardwire input/output PDUs. To add an input plug and receptacles to SU6000RT3U and SU6000RT3UHV select SUPDM alternate back panel accessories.

J Phone/DSL/Ethernet Surge Protection (Select Models)

Protect Internet-connected or networked computers from damage on a single phone/DSL/Ethernet line with surge-protected jacks featured on select models.

K Variety of Output Options

15-, 20- and 30-amp receptacles on select models ensure maximum connection flexibility.

Front Panel Battery Replacement (not shown)

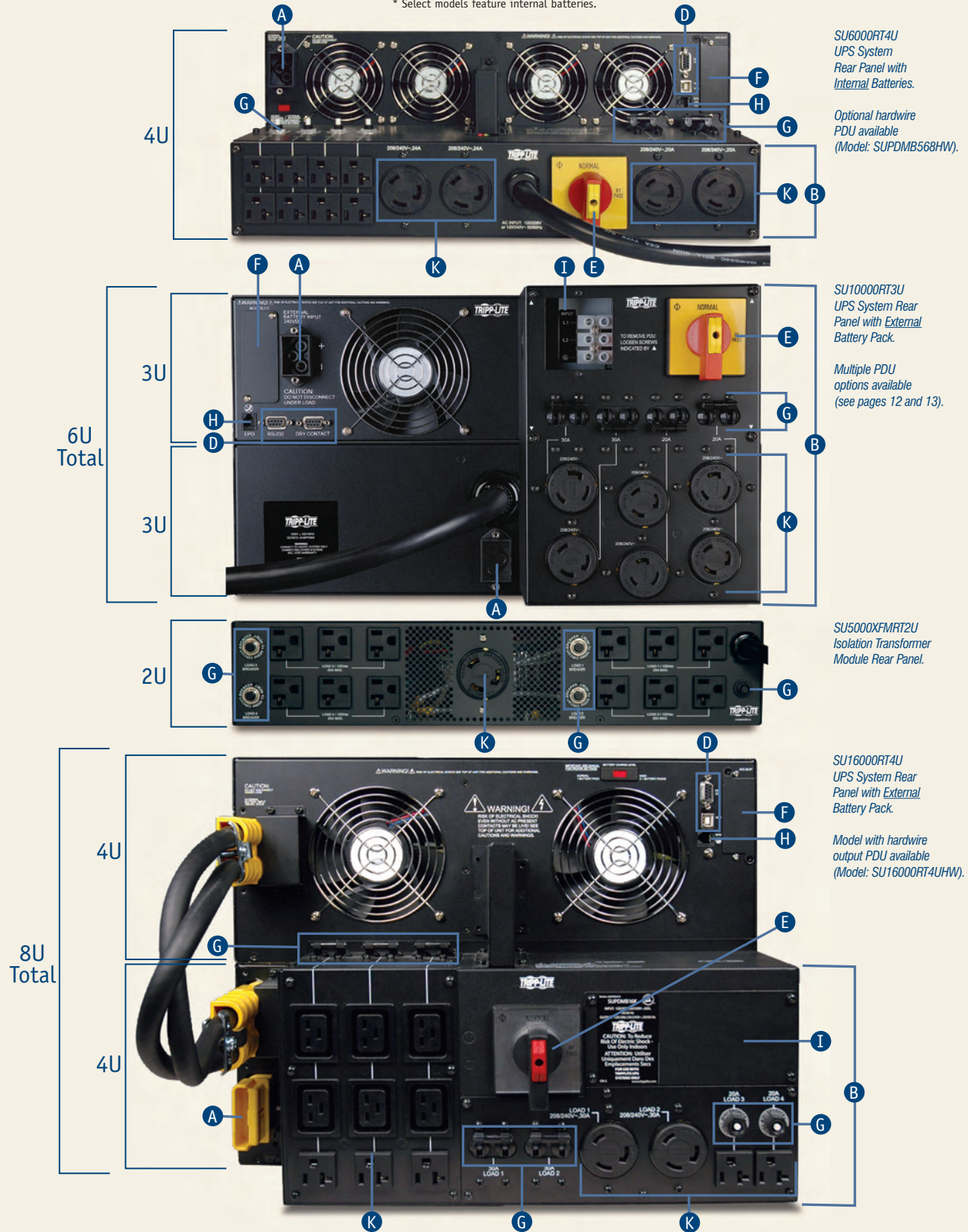
1,000 to 3,000 VA models feature a convenient front access door to replace internal batteries.* All models allow "hot-swap" battery replacement.

* Tripp Lite offers a complete line of replacement battery cartridges (R.B.C.); visit www.tripplite.com.

Hot-Swappable Modular Models 100% Availability Features:

Internal Bypass • External Bypass Switch • Modular Design (Detachable UPS Module, PDU Module & Battery Module*) • Hot-Swappable Batteries

* Select models feature internal batteries.



Specifications



Model	Output Capacity (VA/Watts)	Backup Time (Typical Minutes) Half/Full Load ^(B)	Optional External Battery Packs	Total Rack Space	Input Voltage Range/Frequency (Hz)	Nominal Output Voltage	AC Receptacles		USB	Communication "Smart" RS-232 (DB9)	Ports Contact Closure (DB9)	Input Plug (NEMA)	Power Cord Length (ft)
							Quantity	Type					
UPS Systems													
SU750RTL2U	750/600	11/4+	A B	2U	65-138 (50/60) ^(C)	120 (100/110/120)	6	5-15R ^{(D)(E)}	1	1 ^(F)	—	5-15P	10
SU1000RTL2Ua	1000/800	14/4.5+	A B	2U	65-138 (50/60) ^(C)	120 (100/110/120)	6	5-15R ^{(D)(E)}	1	1 ^(F)	—	5-15P	10
SU1500RTL2Ua	1500/1200	17/5+	C D	2U	65-138 (50/60) ^(C)	120 (100/110/120)	6	5-15R ^{(D)(E)}	1	1 ^(F)	—	5-15P	10
SU2200RTL2Ua	2200/1600	14/4.5+	C D	2U	65-138 (50/60) ^(C)	120 (110/120)	7	6 (5-15/20R), 1 (L5-20R) ^{(D)(E)}	1	1 ^(F)	—	5-20P ^(G)	10
SU3000RTL2U	3000/2500	14/5+	E F	2U	70-144 (50/60) ^(C)	120 (100/110/120)	7	6 (5-15/20R), 1 (L5-30R) ^(D)	1	1 ^(F)	—	L5-30P	10
SU3000RTL3U	3000/2400	13/5+	E F	3U	65-138 (50/60) ^(C)	120 (110/120)	9	4 (5-15R), 4 (5-15/20R), 1 (L5-30R) ^{(D)(E)}	1	1 ^(F)	—	L5-30P	10
SU3000RTXR3U	3000/2400	33/14+	E F	3U	65-138 (50/60) ^(C)	120 (110/120)	9	4 (5-15R), 4 (5-15/20R), 1 (L5-30R) ^{(D)(E)}	1	1 ^(F)	—	L5-30P	10
SU3000RTL3UHV	3000/2400	17/6+	E F	3U	160-275 (50/60) ^(C)	208/240	8	6 (6-15/20R), 2 (L6-20R) ^(D)	—	1 ^(F)	—	L6-20P	10
SU5000RT4U	5000/3800	17/8+	G	4U	65-140 (60) (L-N)	208/240 & 120	12	8 (5-15/20R), 2 (L6-20R), 2 (L6-30R)	1	1 ^(F)	—	L14-30P (split phase 4 wire)	10
SU5000RT3U	5000/3500	20/8+	I	7U	156-276 (50/60) ^(C)	208 & 120	16	2 (L6-20R), 2 (L6-30R), 12 (5-15/20R)	—	1	1	L6-30P	10
SU5000RT3UHV ^(A)	5000/3500	20/8+	I	5U	156-276 (50/60) ^(C)	208/240	4	2 (L6-20R), 2 (L6-30R)	—	1	1	L6-30P	10
SU6000RT4U	6000/4200	24/9+	G	4U	65-140 (60) (L-N)	208/240 & 120	12	8 (5-15/20R), 2 (L6-20R), 2 (L6-30R)	1	1 ^(F)	—	L14-30P (split phase 4 wire)	10
SU6000RT3U	6000/4200	37/15+	I	9U	156-276 (50/60) ^(C)	208/240 & 120	hardwire standard (K & L) optional		—	1	1	hardwire standard (K & L) optional	
SU6000RT3UHV	6000/4200	37/15+	I	6U	156-276 (50/60) ^(C)	208/240	hardwire standard (J) optional		—	1	1	hardwire standard (J) optional	
SU8000RT4U	8000/5600	12/5+	G	4U	65-140 (60) (L-N)	208/240 & 120	8	4 (5-15/20R), 2 (L6-20R), 2 (L6-30R) plus hardwire	1	1 ^(F)	—	hardwire (split phase 4 wire)	
SU8000RT3U	8000/6400	15/6+	I	6U	156-276 (50/60) ^(C)	208/240	6	4 (L6-20R), 2 (L6-30R)	—	1	1	hardwire	
SU8000RT3UN50	8000/6400	15/6+	I	6U	156-276 (50/60) ^(C)	208/240	6	4 (L6-20R), 2 (L6-30R)	—	1	1	50A Hubbell CS8265C	10
SU8000RT3U1TF	8000/6400	15/6+	I	8U	156-276 (50/60) ^(C)	208 & 120	18	4 (L6-20R), 2 (L6-30R), 12 (5-15/20R)	—	1	1	hardwire	
SU8000RT3UN50TF	8000/6400	15/6+	I	8U	156-276 (50/60) ^(C)	208 & 120	18	4 (L6-20R), 2 (L6-30R), 12 (5-15/20R)	—	1	1	50A Hubbell CS8265C	10
SU8000RT3UG	8000/6400	15/6+	I	6U	156-276 (50/60) ^(C)	208/240	6	C19	—	1	1	hardwire	
SU8000RT3UHW	8000/6400	15/6+	I	6U	156-276 (50/60) ^(C)	208/240	hardwire		—	1	1	hardwire	
SU10000RT3U	10000/8000	10/4+	I	6U	156-276 (50/60) ^(C)	208/240	6	4 (L6-20R), 2 (L6-30R)	—	1	1	hardwire	
SU10000RT3U2TF	10000/8000	10/4+	I	10U	156-276 (50/60) ^(C)	208 & 120	18	4 (L6-20R), 2 (L6-30R), 12 (5-15/20R)	—	1	1	hardwire	
SU10000RT3UG	10000/8000	10/4+	I	6U	156-276 (50/60) ^(C)	208/240	6	C19	—	1	1	hardwire	
SU10KRT3UHV	10000/8000	10/4+	I	6U	156-276 (50/60) ^(C)	208/240	hardwire		—	1	1	hardwire	
SU10KRT3U	10000/8000	10/4+	I	9U	156-276 (50/60) ^(C)	208/240 & 120	hardwire		—	1	1	hardwire	
SU16000RT4U	16000/11200	12/5+	H	8U	100-140 (60) (L-N)	208/240 & 120	13	5 (5-15/20R), 2 (L6-30R), 6 (C19)	1	1 ^(F)	—	hardwire (4 wire)	
SU16000RT4UHW	16000/11200	12/5+	H	8U	100-140 (60) (L-N)	208/240 & 120	hardwire		1	1 ^(F)	—	hardwire (4 wire)	

Model with maintenance bypass Model with expandable runtime

Complete, up-to-date specifications (including product weight and dimensions) available at www.tripplite.com

Also available: interactive UPS System selector guide, extended warranties, owner's manuals and more!

Extend Runtime

All models accept external battery packs to provide extended runtime. Without enough runtime, businesses stand to lose up to \$50,000 per hour according to a recent survey on the cost of lost productivity for an hour of network downtime.* Locate your planned load and optimum runtime on the chart to the right.

* Yankee Group.



Extending runtime is as simple as plugging in additional external battery packs.

For additional extended runtime solutions to fit your specific load requirements, use Tripp Lite's interactive UPS Selector Guide at www.tripplite.com/selector/ups, or call Tripp Lite's Application Specialists at (773) 869-1236.

Load (Watts)	Runtime (minutes) with included batteries*	Runtime (minutes) with additional external battery packs				
		Non-Expandable Battery Pack	Expandable Battery Pack(s)**			
			1	2	3	4
SU750RTLXL2U		BP24V28-2U		BP24V70-3U		
300	11.0	88.0	224.4	461.7	699.1	933.8
600	4.0	44.1	117.1	249.9	386.3	523.3
SU1000RTLXL2Ua		BP24V28-2U		BP24V70-3U		
400	17.4	77.6	199.6	413.3	628.1	841.1
800	6.0	32.4	87.3	189.1	295.2	402.5
SU1500RTLXL2Ua		BP48V24-2U		BP48V60RT3U		
600	17.0	80.3	164.6	334.2	506.1	677.5
1200	5.0	33.6	71.3	151.0	234.8	320.2
SU2200RTLXL2Ua		BP48V24-2U		BP48V60RT3U		
800	14.0	56.2	117.0	241.9	370.3	499.3
1600	4.5	23.1	49.7	107.0	168.2	231.2
SU3000RTLXL2U		BP72V15-2U		BP72V28RT-3U		
1250	13.0	37.0	106.0	181.0	259.0	338.0
2500	5.0	15.0	46.0	82.0	119.0	158.0
SU3000RTLXL3U & SU3000RTL3UHV		BP72V15-2U		BP72V28RT-3U		
1200	17.0	40.9	77.6	157.8	241.9	327.3
2400	6.0	16.8	32.8	69.1	108.4	149.5
SU3000RTXR3U		BP72V15-2U		BP72V28RT-3U		
1200	33.0	58.8	97.1	178.6	263.1	348.8
2400	14.0	24.6	41.5	78.7	118.6	159.9
SU5000RT3U & SU5000RT3UHV		BP240V10RT3U				
1740	20.1	N/A	73.1	161.6	225.8	291.0
3500	8.0	N/A	30.6	70.2	100.0	130.9
SU5000RT4U		BP192V12-3U				
1740	22.8	N/A	107.9	174.9	243.9	313.8
3750	8.0	N/A	42.5	70.7	100.7	131.7
SU6000RT3U & SU6000RT3UHV		BP240V10RT3U				
2100	37.0	N/A	80.0	130.9	183.9	237.9
4200	15.0	N/A	33.4	55.9	80.0	105.1
SU6000RT4U		BP192V12-3U				
2100	24.0	N/A	86.6	141.4	198.2	256.0
4200	9.0	N/A	36.8	61.5	87.8	115.2
SU8000RT4U		BP192V12-3U				
2800	12.0	N/A	45.8	100.0	141.4	183.8
5600	5.0	N/A	19.0	42.8	61.5	81.1
SU8000RT3U, SU8000RT3U1TF, SU8000RT3UHV, SU8000RT3UN50, SU8000RT3UN50TF & SU8000RT3UG		BP240V10RT3U				
3200	15.0	N/A	46.0	76.4	108.7	142.0
6400	6.0	N/A	18.6	31.6	45.6	60.4
SU10KRT3U, SU10KRT3UHV, SU10000RT3U, SU10000RT3U2TF & SU10000RT3UG		BP240V10RT3U				
4000	10.0	N/A	35.1	58.6	83.8	110.0
8000	4.0	N/A	13.7	23.5	34.1	45.3
SU16000RT4U & SU16000RT4UHV		BP192V18-4U				
5600	12.0	N/A	42.2	70.2	100.0	130.9
11200	5.0	N/A	17.1	29.2	42.2	55.9

* Included batteries are contained either internally within the UPS system or are offered as an external module, depending on model. ** Battery packs which are "expandable" can be connected together for increased runtime.

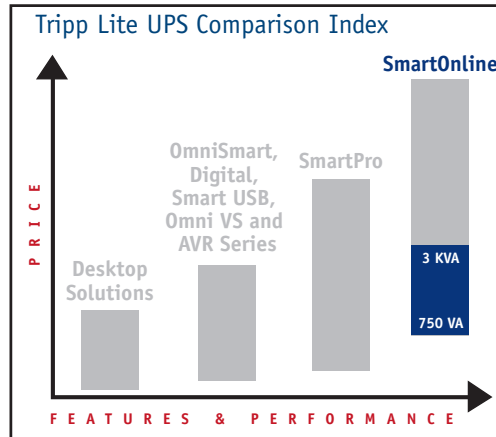
Model	Description
External Battery Packs and Accessories	
A BP24V28-2U	24V external battery pack and cable, 2U. Not expandable. RED/BLACK 2-point connector.
B BP24V70-3U	24V external battery pack and cable, 3U. Expandable. RED/BLACK 2-point connector.
C BP48V24-2U	48V external battery pack and cable, 2U. Not expandable. BLUE 2-point connector.
D BP48V60RT3U	48V external battery pack and cable, 3U. Expandable. BLUE 2-point connector.
E BP72V15-2U	72V external battery pack and cable, 2U. Not expandable. BLACK 3-point connector.
F BP72V28RT-3U	72V external battery pack and cable, 3U. Expandable. BLACK 3-point connector.
G BP192V12-3U	192V external battery pack and cable, 3U. Expandable. BLACK 3-point connector.
H BP192V18-4U	192V external battery pack and cable, 4U. Expandable. YELLOW INSULATED 2-point connector.
I BP240V10RT3U	240V external battery pack and cable, 3U. Expandable. BLACK 3-point connector.
SU5000XFMRT2U	2U rack/tower mount isolation transformer. 208V input (L6-30P plug), 100/120V output. Outlets: 12 (5-15/20R) and 1 (L6-30R).
SUPDMB568HW	Hardwire PDU. Replaces UPS system's detachable PDU. (for SU5000RT4U, SU6000RT4U models only).
SUPDMB710HW	Hardwire PDU. Replaces UPS system's detachable PDU. (for SU8000RT3U, SU10000RT3U models only).
SUPDMB710IEC	Detachable PDU with six C19 outlets and hardwire input. Replaces PDU for SU8000RT3U & SU10000RT3U.
SUPDMB16KHW	Hardwire PDU. Replaces UPS system's detachable PDU. (for SU16000KRT4U model only).
J SUPDM11	Converts hardwired to L6-30P plug/cord & two L6-30R outlets. 200/208/240V (for SU6000RT3UHV model only).
K SUPDM12	Converts hardwired to L6-30P plug/cord & 13 outlets: ten 120V (5-15/20R), two 208V (L6-20R), one 208V (L6-30R) (for SU6000RT3U model only).
L SUPDM13	Converts hardwired to L6-30P plug/cord & 13 outlets: ten 120V (5-15/20R), two 240V (L6-20R), one 240V (L6-30R) (for SU6000RT3U model only).
SNMPWEBCARD	Internal SNMP/Web management accessory card (connects compatible UPS systems to Ethernet).
ENVIROSENSE	Allows UPS to monitor external temperature/humidity & contact-closure inputs (requires SNMPWEBCARD).
RELAYIOCARD	Programmable contact closure accessory card with 6 output contacts and 1 input contact.
AS400CABLEKIT	Provides shutdown capability for IBM® System i™ / AS400® / iSeries™ servers through any SmartOnline UPS.
2-9USTAND	Tower kit with 2 adjustable base stands—2U to 9U.
2POSTRMKITWM	Horizontal mounting rails for 2-post rackmount installation. For all UPS and battery pack models.
UPSHDEARKIT	Heavy-duty mounting ear kit supports 2U cabinets up to 65 lb from front vertical rails in 4-post racks. Not suitable for 2-post mounting.

Common specifications for all UPS systems: Accessory card slot for optional SNMPWEBCARD or RELAYIOCARD. All models are designed with mounting hardware to fit standard 19 in. racks. + Backup times are expandable using external battery packs. (A) Optional SU5000XFMRT2U isolation transformer is available to provide 100/120V output. (B) Backup times will vary depending on battery condition and load. (C) Auto-selecting frequency. (D) Includes customized load management receptacles. (E) Includes phone/DSL/Ethernet surge protection. (F) Includes a single combination RS-232 and contact-closure port. (G) This model includes an additional 5-15P plug which can be installed in place of the existing plug. Installing the additional plug will change the output capacity. (H) Certifications vary by model.

Complete, up-to-date specifications (including product weight and dimensions) available at www.tripplite.com

Also available: interactive UPS System selector guide, extended warranties, owner's manuals and more!

SmartOnline™ Intelligent True On-Line UPS Systems



Deliver True On-Line, Pure Sine Wave, Zero Transfer Time Operation

SmartOnline Tower UPS Systems provide mission-critical equipment with the highest level of power protection. Double-conversion technology continually converts incoming AC power into filtered DC power, and then resynthesizes it back into AC power with a pure sine wave. Constant on-line operation completely isolates sensitive equipment from every power problem on the AC line. SmartOnline models accept the widest range of incoming voltage and frequency variations, delivering the most consistently pure, highly-regulated AC power: $\pm 3\%$ V or $\pm 2\%$ V and ± 0.05 Hz.

SmartOnline Tower UPS Systems provide reliable battery power with zero transfer time to keep networks up and running through short blackouts and allow enough time to safely shut down during longer ones. In addition, they stop damaging surges and filter disruptive line noise. All models ensure 100% availability with an automatic internal bypass which passes through utility power in the event of an internal fault or overload.

Manage Multiple Servers

Using PowerAlert software, simultaneously manage multiple servers—even if they are running different operating systems.* Intelligent communications allow you to check UPS status (including battery charge level and runtime remaining) and AC power status. You can use PowerAlert to reboot a locked-up server by cycling the power to select UPS receptacles or shut down nonessential systems during a blackout, preserving runtime for more critical equipment.

* Additional PowerAlert features: pages 26 and 27.

Save Electricity & Reduce Costs

SmartOnline UPS Systems are up to 97% efficient in economy mode, a potential increase of 10% or more versus comparable on-line UPS systems. Economy mode can make your data center significantly cooler, greener and more cost-effective.*

* See back cover for more information.

TRUE ON-LINE

- ▶ 750 - 3,000 VA
- ▶ Zero Transfer Time, Double-Conversion
- ▶ 65-138 V Input with Precision-Regulated Output
- ▶ Automatic Internal Bypass
- ▶ Internal Batteries & Extended Runtime Options


Extend Runtime

All models accept external battery packs to provide extended runtime. Without enough runtime, businesses stand to lose up to \$50,000 per hour according to a recent survey on the cost of lost productivity for an hour of network downtime.* Locate your planned load and optimum runtime on the chart below.


* Yankee Group.



Load (Watts)	Runtime (minutes) with included batteries	Runtime (minutes) with additional external battery packs			
		1	2	3	4
SU750XL Extended Runtime (with BP24V70-3U battery pack)					
300	11.0	224.4	461.7	699.1	933.8
600	4.0	117.1	249.9	386.3	523.3
SU1000XLa Extended Runtime (with BP24V70-3U battery pack)					
400	17.4	199.6	413.3	628.1	841.1
800	6.0	87.3	189.1	295.2	402.5
SU1500XL Extended Runtime (with BP48V60RT3U battery pack)					
600	17.0	164.6	334.2	506.1	677.5
1200	5.0	71.3	151.0	234.8	320.2
SU2200XLa Extended Runtime (with BP48V60RT3U battery pack)					
800	14.0	117.0	241.9	370.3	499.3
1600	4.5	49.7	107.0	168.2	231.2
SU3000XL Extended Runtime (with BP72V28RT-3U battery pack)					
1200	17.0	77.6	157.8	241.9	327.3
2400	6.0	32.8	69.1	108.4	149.5

For additional extended runtime solutions to fit your specific load requirements, use Tripp Lite's interactive UPS Selector Guide at www.tripplite.com/selector/ups, or call Tripp Lite's Application Specialists at (773) 869-1236.

A Extended Runtime Capability  All models feature connectors that accept optional external battery packs for additional runtime. External batteries can be "hot-swapped". See Extended Runtime Chart on page 14 to locate the perfect SmartOnline Tower model that fits your runtime needs.

B Customized Load Management Prioritize the uptime of mission-critical loads during a power failure. All models feature special receptacles that you control independently through PowerAlert software. Use PowerAlert to reboot a locked-up computer or to shut down less important systems, preserving battery runtime for more critical equipment.

C Accessory Card Slot  Accepts optional internal SNMPWEBCARD or RELAYIOCARD. SNMPWEBCARD provides network interface for monitoring and control via SNMP, Web or telnet, enabling remote reboots, shutdowns and more. Use with optional ENVIROSENSE to monitor temperature and humidity or to control and monitor alarms and security systems. RELAYIOCARD provides programmable contact closure interface with 6 outputs and 1 input.

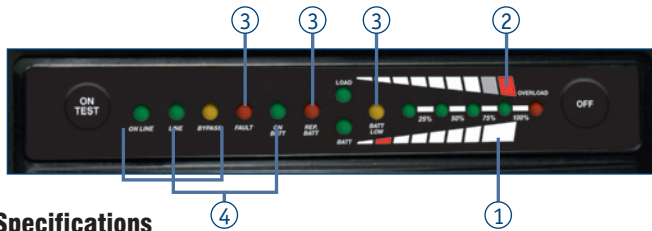


- D Multiple Server Support**
Built-in communication ports provide shutdown commands and reporting on multiple servers.
- E Short Circuit Protection**
Circuit breakers help guard against input short circuits and system overloads.

- F Emergency Power Off**
All models include a modular jack that allows remote emergency shutdown.
- G Phone/DSL/Ethernet Surge Protection**
Protect Internet-connected or networked computers from damage on a single phone/DSL/Ethernet line with surge-protected jacks featured on all models.






Display Critical Operational Conditions

SmartOnline Tower UPS Systems feature a front panel LED display which displays a variety of UPS operational modes and conditions. This interface provides more information than comparable models, allowing you to react more rapidly to an alert before your systems are put at risk.



- 1 Battery Conditions**
The Battery Active Meter allows you to monitor battery charge level (25% - 100%) as equipment is supported by the UPS system during a blackout.
- 2 Load Conditions**
The Load Active Meter allows you to monitor the total amount of the UPS system's capacity (25% - 100%) that the equipment load is utilizing under normal operating conditions.
- 3 Fault/Warning Conditions**
LED set alerts you to several fault conditions (including wiring faults in the wall outlet) and warning conditions (including the need to recharge or replace the UPS system's internal battery).
- 4 UPS System Operational Conditions**
LED set indicates UPS system operational status. The LEDs indicate normal on-line operation, bypass operation (due to fault or overload) or on-battery operation (due to a blackout or severe brownout).

Specifications

Model	Output Capacity (VA/Watts)	Backup Time (Typical Minutes) Half/Full Load ^(A)	Optional External Battery Packs	AC Receptacles Quantity	AC Receptacles NEMA Type	Customized Load Management Banks	Communication Ports USB	Communication Ports "Smart" RS-232 (DB9)	Input Plug (NEMA)
SmartOnline UPS Systems									
 SU750XL	750/600	11/4+	A B	6	5-15R	2	1	1 ^(B)	5-15P
 SU1000XLa	1000/800	14/4.5+	A B	6	5-15R	2	1	1 ^(B)	5-15P
 SU1500XL	1500/1200	14/4.5+	C D	6	5-15R	2	1	1 ^(B)	5-15P
 SU2200XLa	2200/1600	14/4.5+	C D	7	6 (5-15/20R), & 1 (L5-20R)	2	1	1 ^(B)	5-20P ^(C)
 SU3000XL	3000/2400	14/5+	E F	9	4 (5-15R), 4 (5-15/20R) & 1 (L5-30R)	2	1	1 ^(B)	L5-30P

External Battery Packs and Accessories

A BP24V70-3U	24V external battery pack and cable. Tower or 2U rack. Expandable. Small RED/BLACK connector.
B BP24V28-2U	24V external battery pack and cable. Tower or 2U rack. Not expandable. Small RED/BLACK connector.
C BP48V60RT3U	48V external battery pack and cable. Tower or 3U rack. Expandable. BLUE 2-point connector.
D BP48V24-2U	48V external battery pack and cable. Tower or 2U rack. Not expandable. BLUE 2-point connector.
E BP72V28RT-3U	72V external battery pack and cable. Tower or 3U rack. Expandable. BLACK 3-point connector.
F BP72V15-2U	72V external battery pack and cable. Tower or 2U rack. Not expandable. BLACK 3-point connector.

Common specifications for all UPS systems: 65-138 VAC (50/60 Hz, auto-selecting) input range. 120 VAC nominal output (additional user-selectable 110 and 100V options for SU750XL, SU1000XLa and SU1500XL). Accessory card slot for optional SNMPWEBCARD or RELAYIOCARD. 10 ft. power cord. Emergency Power Off (EPO) jack. Phone/DSL/Ethernet surge protection jacks. + Backup times are expandable using external battery packs. (A) Backup times will vary depending on battery condition and load. (B) Includes a single combination RS-232 and contact-closure port. (C) SU2200XLa models include a separate NEMA 5-15P plug which can be installed in place of the existing plug. (D) Certifications vary by model.

Complete, up-to-date specifications (including product weight and dimensions) available at www.tripplite.com

Also available: interactive UPS System selector guide, extended warranties, owner's manuals and more!

SmartOnline™ Modular 3-Phase

Intelligent True On-Line UPS Systems

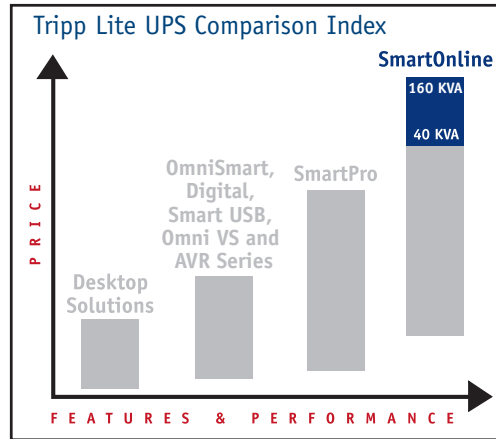


SU40K, SU60K, SU60KTV, SU80K & SU80KTV

Deliver True On-Line, Pure Sine Wave, Zero Transfer Time Operation

SmartOnline Modular 3-Phase UPS Systems provide mission-critical equipment with the highest level of power protection. Double-conversion technology continually converts incoming AC power into filtered DC power, and then resynthesizes it back into AC power with a pure sine wave. Constant on-line operation completely isolates sensitive equipment from every power problem on the AC line. SmartOnline Modular 3-Phase UPS Systems automatically correct the widest range of incoming voltages of any models in their class. A wider voltage correction range saves battery power and decreases battery wear by up to 40%, reducing battery replacement costs. SmartOnline Modular 3-Phase models provide reliable battery power with zero transfer time to keep networks up and running safely through short blackouts and allow enough time to safely shut down or switch to generator backup during longer ones. In addition, all models stop damaging surges and filter disruptive line noise.

SmartOnline Modular 3-Phase UPS Systems are ideal for protecting critical equipment in computing, networking or telecommunications environments.



TRUE ON-LINE

- ▶ 40 - 80 kVA (Up to 160 kVA in Parallel)
- ▶ 3-Phase Hardwire (120/208V or 277/480V)
- ▶ N+1 Modular Architecture
- ▶ 1+1 Parallel Capability with Patented Dual DSP Control
- ▶ Low THDi for 1:1 Generator Sizing
- ▶ Zero Transfer Time, Double Conversion
- ▶ Advanced IGBT Rectifier and Inverter Technology with Power Factor Correction (PFC)
- ▶ Real-Time Log of 500 Events

Save Installation Costs (1:1 Generator Sizing)

SmartOnline Modular 3-Phase UPS Systems include a generator-friendly design that lowers installation costs. The SmartOnline UPS's high input power factor and Digital Signal Processor (DSP) technology create less than 3% input Total Harmonic Distortion (THDi), enabling a 1:1 sizing of the UPS System to a generator set. Generators are affected by the THDi that a UPS system passes back through its input into the overall power system. If the THDi is high, managers are forced to oversize generators in order to compensate. With the SmartOnline UPS's low THDi, generators run cooler and last longer, allowing managers to save installation costs by installing a generator with a capacity equal to their equipment load (a 1:1 ratio). In addition, low THDi eliminates the need to oversize cables and breakers and eliminates nuisance breaker tripping and overheated transformers.

Save Operating Costs

SmartOnline Modular 3-Phase UPS Systems include advanced IGBT inverter technology that provides the highest efficiency (up to 96% in economy mode) of any UPS system in its class. High efficiency operation lowers UPS system operating and related cooling costs and lengthens UPS system service life. Since inverter components are smaller, SmartOnline models also save significant facility floor space compared to legacy systems.

Include Additional Availability Features

A manual bypass breaker as well as an automatic bypass function included on SmartOnline Modular 3-Phase UPS Systems ensure the constant availability of connected equipment by safely passing through AC power if the UPS system requires maintenance. In addition, a battery cold-start function (initiated through the control panel) allows you to restart your UPS system and connected equipment during an extended blackout for periodic system access or retrieval of vital data.

Provide Optional Extended Service / Support Programs

Start-Up and On-Site Service Programs are recommended and available separately to enhance the reliability of the installation. Preventative Maintenance Services are also available for added peace of mind.

Provide 100% System Availability

with N+1 Modular Architecture & 1+1 Parallel Capability

N+1 Modular Architecture

100% Availability with N+1 Redundancy

- Multiple, Redundant Power Modules
- Dual, Redundant Controller Power Supplies

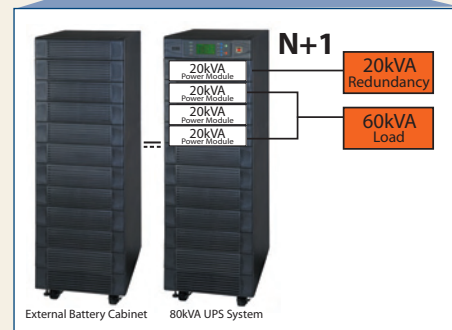
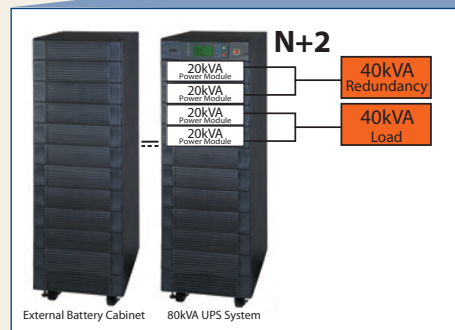
All SmartOnline Modular 3-Phase UPS Systems include multiple, self-contained power modules that provide the ultimate level of fail-safe redundancy. In an N+1 configuration, a power module can be hot-swapped (with the load powered) if maintenance is required.



20kVA Redundant Power Module

Modular Architecture Provides N + 1 (and Greater) Redundancy

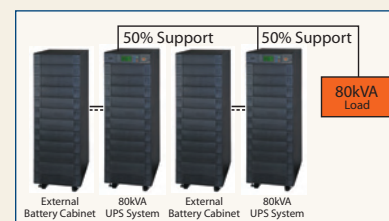
UPS System Model #	Equipment Load ("N")			
	20kVA	40kVA	60kVA	80kVA
SU40K	N + 1	N		
SU60K & SU60KTV	N + 2	N + 1	N	
SU80K & SU80KTV	N + 3	N + 2	N + 1	N



1+1 Parallel Capability


Provides Redundancy

Connect two SmartOnline UPS Systems in parallel (1+1) to provide redundancy that "hardens" the power distribution system. If one UPS is removed or taken offline for maintenance, the second UPS supports the equipment load automatically—without requiring additional programming, like standard legacy systems. SmartOnline UPS Systems are parallel-ready and use a non-proprietary, wall-mounted parallel distribution panel. Patented dual DSP technology provides state-of-the-art parallel control.



Increases Capacity

Connect two SmartOnline Modular 3-Phase UPS Systems in parallel to double the capacity offered to a single equipment load.



Note: UPS systems connected in parallel must have the same capacity and voltage. Parallel connection also requires a wall-mounted parallel tie cabinet.

UPS System Power Module Cabinet

The UPS System's power module cabinet delivers true on-line, pure sine wave power to connected equipment.



SU80K/SU80KTV Rear Panel

Extended Runtime Capability (rear panel access, not shown)



40kVA models include internal batteries. 60kVA and 80kVA models require a stand-alone, hardwired external battery cabinet (available separately from Tripp Lite) to provide battery backup support. All models accept connection of additional external battery cabinets for extended runtime. Contact Tripp Lite for a runtime solution customized for your application.

Advanced Communications Capabilities

A RS-232 Interface

Provides shutdown commands and reporting on a single server.

B Accessory Card Slot

Accepts optional internal SNMPWEBCARD. SNMPWEBCARD provides network interface for monitoring and control via SNMP, Web or telnet, enabling remote reboots, shutdowns and more. Use with optional ENVIROSENSE to monitor temperature and humidity or to control and monitor alarms and security systems.



C 1+1 Parallel Interface

Allows two UPS systems to support a single equipment load.

D Dry-Contact Interface (Including "EPO" Emergency Power Off Function)

Allows remote emergency shutdown of the UPS system. Also allows the UPS system to monitor a variety of input/output conditions, including external battery module conditions.

Hardwire, 3-Phase (4-Wire, wye) Output (rear panel access, not shown)

Connects the power module directly to your equipment or a PDU (power distribution unit).

Hardwire, 3-Phase (4-Wire, wye) Input (rear panel access, not shown)

Connects the power module directly to the 3-Phase utility power source.

E Cooling Fans

Keep UPS system at optimal operating temperature, prolonging service life.

F Removable Mounting Brackets, Heavy-Duty Casters & Levelers

Provide added mobility and stability during installation.



Removable Mounting Brackets

G Multiple, Redundant Hot-Swappable 20kVA Power Modules

All SmartOnline Modular 3-Phase UPS Systems include multiple, self-contained power modules that provide the ultimate level of fail-safe redundancy. In an N+1 configuration, a power module can be hot-swapped (with the load powered) if maintenance is required.



20kVA Redundant Power Module

H Bypass Operation



A manual bypass breaker as well as an automatic static bypass ensure 100% availability of connected equipment by safely passing through AC power if the UPS system requires maintenance.



I Short Circuit Protection

Breakers safeguard your equipment, the UPS system and your electrical infrastructure against potential damage due to input or output short circuits and system overloads.

Display & Control Panel

This interface indicates a variety of UPS operational modes and conditions, allowing you to react more rapidly to an alert before your systems are put at risk.

① **LCD Display:** lets you access more precise information than provided by LEDs alone. Text and intuitive operational block diagrams communicate a variety of fault/warning and UPS system operational conditions.


Real-Time Event Log Screen (Up to 500 Events Listed)

Event log helps managers decisively react to changing conditions by providing a broader context of UPS operation.

Dynamic Battery Management Screen

Use the LCD display and control buttons to select optional settings for charge current and battery equalization—lengthening battery service life. Also use the control panel to "cold start" the UPS system.

- ② **LED Set:** indicates normal on-line operation, on-battery operation, bypass operation or an input fault condition.
- ③ **Inverter On/Off Buttons**
- ④ **LCD Display Control Buttons**
- ⑤ **"EPO" (Emergency Power Off) Button:** onsite safety measure (covered to protect against accidental contact) completely shuts down the UPS.



Specifications



Model #	Output Capacity (VA/Watts)	Backup Time (Typical Minutes) Half/ Full Load ^(A)	Included Internal Battery Strings (Quantity)	External Battery Cabinets (Required for 60kVA & 80kVA Models)	Input/Output Voltage (Hardware, 50/60Hz Auto-Selecting)	Input Voltage Range (Frequency 60 Hz)	"Smart" RS-232 (DB9)	Parallel Interface (DB9)	Dry Contact Interface	SNMP/Web Accessory Slot ^(B)
SmartOnline Modular 3-Phase UPS System Power Modules										
SU40K	40,000/32,000	13/5.5	4	A B C D E F	120/208 VAC 3ø, 4-wire (plus ground), wye	94-150/ 163-260 VAC	1	1	1	1
SU60K	60,000/48,000	Contact Tripp Lite for Customized Runtime Solutions	—	A B C D E F	120/208 VAC 3ø, 4-wire (plus ground), wye	94-150/ 163-260 VAC	1	1	1	1
SU60KTV	60,000/48,000	Contact Tripp Lite for Customized Runtime Solutions	—	A B C D E F	277/480 VAC 3ø, 4-wire (plus ground), wye	218-348/ 378-603 VAC	1	1	1	1
SU80K	80,000/64,000	Contact Tripp Lite for Customized Runtime Solutions	—	A B C D E F	120/208 VAC 3ø, 4-wire (plus ground), wye	94-150/ 163-260 VAC	1	1	1	1
SU80KTV	80,000/64,000	Contact Tripp Lite for Customized Runtime Solutions	—	A B C D E F	277/480 VAC 3ø, 4-wire (plus ground), wye	218-348/ 378-603 VAC	1	1	1	1

External Battery Cabinets, Internal Battery String and Accessories

A BP480V26B	+/- 240 VDC hardwired external battery cabinet. Multiple cabinets can be daisy-chained. Matches UPS cabinet.
B BP480V40C	+/- 240 VDC hardwired external battery cabinet. Multiple cabinets can be daisy-chained. Matches UPS cabinet.
C BP480V55	+/- 240 VDC hardwired external battery cabinet. Multiple cabinets can be daisy-chained. 10-year design life.
D BP480V78	+/- 240 VDC hardwired external battery cabinet. Multiple cabinets can be daisy-chained. 10-year design life.
E BP480V103	+/- 240 VDC hardwired external battery cabinet. Multiple cabinets can be daisy-chained. 10-year design life.
F BP480V140	+/- 240 VDC hardwired external battery cabinet. Multiple cabinets can be daisy-chained. 10-year design life.
SURBC2030	240 VDC replacement internal battery string for SU40K only.
SU40KMBPK	External maintenance bypass panel for SU40K only. Wall mount. Kirk Key interlock system prevents sequence of operation errors.
SU60KMBPK	External maintenance bypass panel for SU60K only. Wall mount. Kirk Key interlock system prevents sequence of operation errors.
SU80KMBPK	External maintenance bypass panel for SU80K only. Wall mount. Kirk Key interlock system prevents sequence of operation errors.
SU60KMBPKX	External maintenance bypass panel for SU60KTV only. Wall mount. Kirk Key interlock system prevents sequence of operation errors.
SU80KMBPKX	External maintenance bypass panel for SU80KTV only. Wall mount. Kirk Key interlock system prevents sequence of operation errors.
SUPT40K	Parallel tie cabinet for 1+1 parallel connection of SU40K models only. Wall mount.
SUPT60K	Parallel tie cabinet for 1+1 parallel connection of SU60K models only. Wall mount.
SUPT80K	Parallel tie cabinet for 1+1 parallel connection of SU80K models only. Wall mount.
SUPT60KX	Parallel tie cabinet for 1+1 parallel connection of SU60KTV models only. Wall mount.
SUPT80KX	Parallel tie cabinet for 1+1 parallel connection of SU80KTV models only. Wall mount.
SNMPWEBCARD	Internal SNMP/Web management card (connects UPS system to Ethernet).
ENVIROSENSE	Allows UPS to monitor external temperature/humidity & contact-closure inputs (requires SNMPWEBCARD).

^(A) 40kVA models include internal batteries. Backup times will vary depending on battery condition and load. 60kVA and 80kVA models require a stand-alone external battery cabinet (available separately) to provide battery backup support. All models accept connection of additional external battery cabinets for extended runtime. ^(B) For use with optional internal cards. SNMP/Web management accessory card (model: SNMPWEBCARD) available separately from Tripp Lite.

Complete, up-to-date specifications (including product weight and dimensions) available at www.tripplite.com

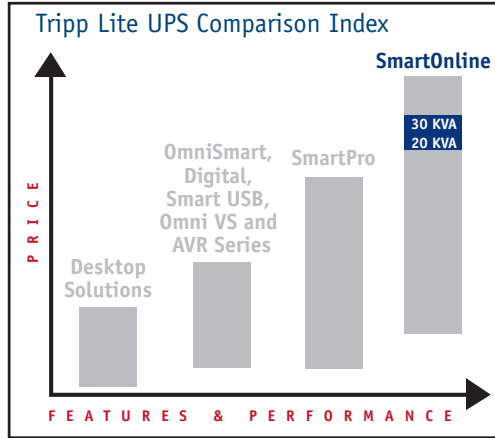
Also available: start-up and on-site service programs, interactive UPS System selector guide, extended warranties, owner's manuals and more!

SmartOnline™ 3-Phase

Intelligent True On-Line UPS Systems



SU20K3/3 & SU30K3/3



TRUE ON-LINE

- ▶ 20 - 30 kVA
- ▶ Small Footprint Cabinet
- ▶ Front-Panel Battery Access
- ▶ Zero Transfer Time, Double-Conversion
- ▶ IGBT Inverter Technology
- ▶ 3-Phase Hardwire Input & Output (120/208V)
- ▶ Internal Batteries & Extended Runtime Options

Deliver True On-Line, Pure Sine Wave, Zero Transfer Time Operation

SmartOnline 3-Phase UPS Systems provide mission-critical 3-phase equipment with the highest level of power protection. Double-conversion technology continually converts incoming AC power into filtered DC power, and then resynthesizes it back into AC power with a pure sine wave. Constant on-line operation completely isolates sensitive equipment from every power problem on the AC line. SmartOnline models include a wide incoming voltage tolerance, automatically correcting a wide range of incoming voltages* to save battery power for when it's needed during a blackout. SmartOnline 3-Phase UPS Systems provide reliable battery power with zero transfer time to keep networks up and running safely through short blackouts and allow enough time to safely shut down during longer ones. In addition, they stop damaging surges and filter disruptive line noise.

SmartOnline 3-Phase UPS Systems are ideal for protecting critical equipment in computing, networking or telecommunications environments.

* Voltage Correction Range: 96-144V/166-250V.

Deliver Superior Reliability

SmartOnline 3-Phase UPS Systems provide some of the lowest THD (total harmonic distortion) output available— <3% using IGBT technology—allowing your connected equipment to continuously perform at its peak. In addition, SmartOnline 3-Phase models provide a 3:1 crest factor to safely support a variety of equipment, even equipment with wildly fluctuating power demands.

Provide 100% Availability

A manual bypass switch as well as an automatic bypass function included on SmartOnline 3-Phase UPS Systems ensure the constant availability of connected equipment by safely passing through AC power even if the UPS system requires maintenance. In addition, a battery cold-start switch allows you to restart your UPS system and connected equipment during an extended blackout for periodic system access or retrieval of vital data.

Save Space

SmartOnline 3-Phase UPS Systems feature the smallest footprints in their class. While many competitive solutions require two bulky modules that must be installed side by side, SmartOnline 3-Phase UPS Systems combine power and battery components into a single, small-footprint module. SmartOnline models save valuable facility floor space in every environment.

Simplify Runtime Scalability

In addition to a space-optimized design, SmartOnline UPS Systems include convenient front-panel battery access that simplifies runtime scalability. A robust internal battery capability can be easily extended by installing additional optional internal batteries through the front panel access door.

Room for additional internal battery strings is built into each SmartOnline 3-Phase UPS System—so runtime can be significantly extended without changing the UPS System's space-saving footprint. SU20K3/3 models provide room for two additional internal battery strings. SU30K3/3 models provide room for one additional internal battery string, and SU20K3/3XR5 and SU30K3/3XR5 models provide room for three additional battery strings.

Provide Greater Product Availability

Since SmartOnline 3-Phase UPS Systems are fully stocked, they feature the lowest lead time (between ordering and installation) in the industry. On average, SmartOnline 3-Phase UPS Systems ship within several days compared to the industry average of 3 to 4 weeks.

Extend Runtime

All models feature a robust internal battery capability. Additional internal batteries can be added to provide extended runtime. If more runtime is required, an optional stand-alone battery compartment can be added and configured with additional batteries. Without enough runtime, businesses stand to lose up to \$50,000 per hour according to a recent survey on the cost of lost productivity for an hour of network downtime.* Locate your planned load and optimum runtime on the chart below.

* Yankee Group.

Load (Watts)	Runtime (minutes) with included internal battery strings	Runtime (minutes) with additional internal battery strings				
		1	2	3	4	5
SU20K3/3 Extended Runtime (with SURBC2030 internal battery strings)						
8000	13.0	25.2	36.5	42.0*	61.0*	73.9*
16000	5.0	10.1	14.9	17.0*	25.5*	31.2*
SU20K3/3XR5 Extended Runtime (with SURBC2030 internal battery strings)						
8000	42.0	61.0	73.9	87.1	100.5*	114.2*
16000	17.0	25.5	31.2	37.0	43.0*	49.1*
SU30K3/3 Extended Runtime (with SURBC2030 internal battery strings)						
12000	13.0	22.0	25.0*	37.1*	45.2*	53.5*
24000	5.0	8.5	11.0*	14.9*	18.3*	21.8*
SU30K3/3XR5 Extended Runtime (with SURBC2030 internal battery strings)						
12000	25.0	37.1	45.2	53.5	62.0*	70.7*
24000	11.0	14.9	18.3	21.8	25.4*	29.1*

* The number of additional battery strings exceeds the number of vacant slots in the UPS System's internal battery compartment. An additional, stand-alone battery compartment (model # SUBF2030) will need to be purchased to accommodate the additional battery strings. The SUBF2030 can accommodate up to four battery strings and can be daisy-chained to further extend runtime. For additional extended runtime solutions, call Tripp Lite's Application Specialists at (773) 869-1236.

Lower Your Cost of Ownership

Lower your cost of ownership with the superior efficiency of SmartOnline 3-Phase UPS Systems. Extremely efficient operation saves money by lowering electricity consumption. As an extra measure of efficiency, SmartOnline 3-Phase models feature a high power density (packing more capacity into a smaller footprint cabinet) which saves valuable facility space.

Provide Optional Extended Service / Support Programs

Start-Up and On-Site Service Programs are recommended and available separately to enhance the reliability of the installation. Preventative Maintenance Services are also available for added peace of mind.

Include Enhanced Communication Capability

SmartOnline 3-Phase UPS Systems include three communications ports, an SNMP slot and a remote EPO jack. PowerAlert software provides power management, monitoring and control locally or remotely through TCP/IP. Intelligent communications allow you to check UPS status (including battery charge level) and AC power status.*

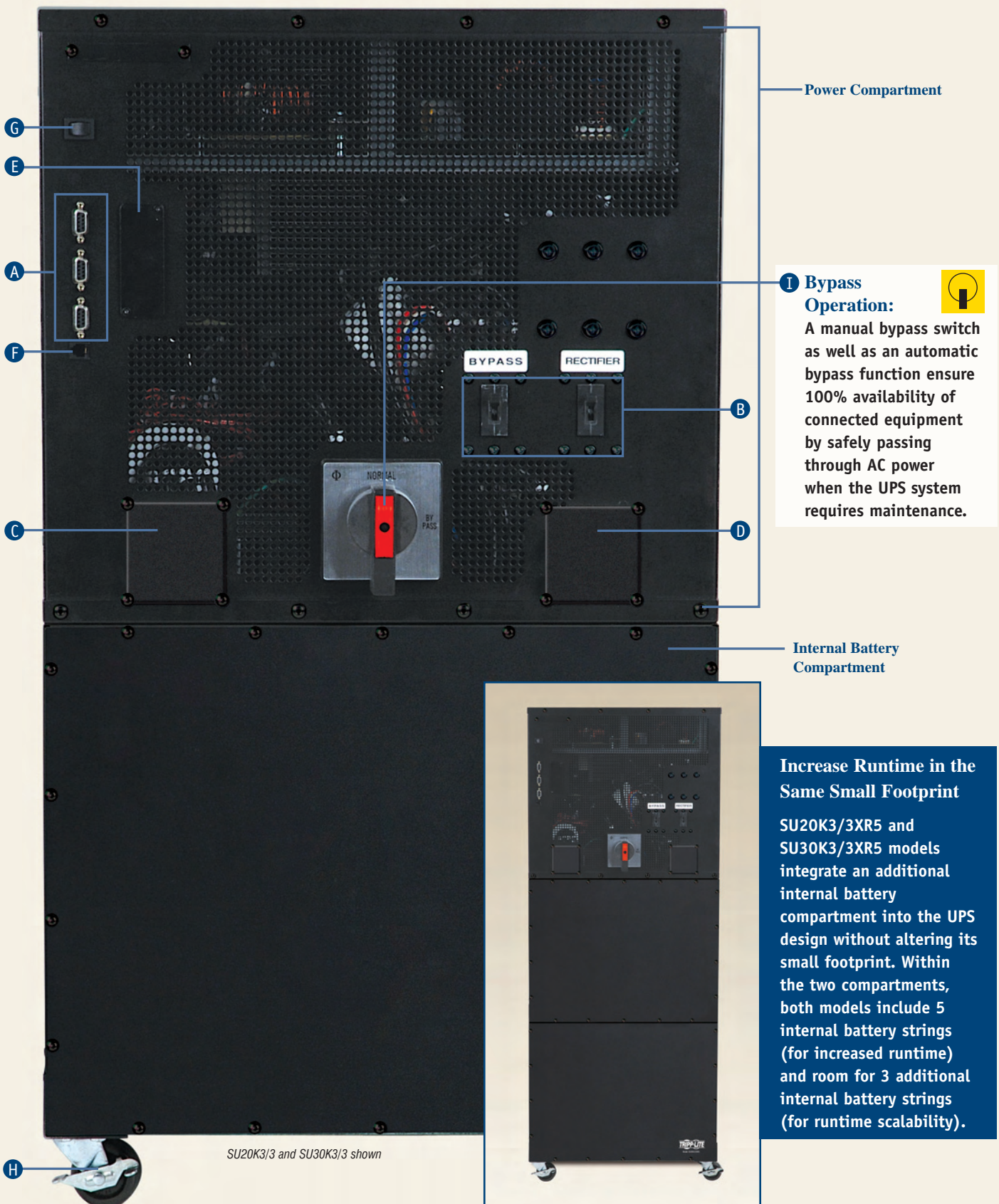
* Additional PowerAlert features: pages 26 and 27.

3-Phase Accessories Ease Deployment


Non-proprietary accessories are available to integrate SmartOnline 3-Phase UPS Systems into your existing infrastructure, including external maintenance bypass panels (with Kirk Key interlock), external battery cabinets and more.

UPS System Rear Panel (Power & Battery Components in One Module)

The UPS System's power components (located within the top half of the unit) deliver true on-line, pure sine wave power to connected equipment. The power components work with internal batteries (located within the bottom half of the unit) to supply connected equipment with battery backup during a blackout. The internal battery compartment includes vacant slots to accept additional battery strings for extended runtime.



Power Compartment

I Bypass Operation: 
 A manual bypass switch as well as an automatic bypass function ensure 100% availability of connected equipment by safely passing through AC power when the UPS system requires maintenance.

Internal Battery Compartment

Increase Runtime in the Same Small Footprint
 SU20K3/3XR5 and SU30K3/3XR5 models integrate an additional internal battery compartment into the UPS design without altering its small footprint. Within the two compartments, both models include 5 internal battery strings (for increased runtime) and room for 3 additional internal battery strings (for runtime scalability).

SU20K3/3 and SU30K3/3 shown

Extended Runtime Capability (front panel, not shown)

All models feature a robust internal battery capability. Additional internal batteries can be added to provide extended runtime. If more runtime is required, an optional, stand-alone battery compartment can be added and configured with additional batteries. See Extended Runtime Chart on page 21 to locate the perfect SmartOnline 3-Phase model that fits your runtime needs.



A Multiple Server Support

Multiple built-in communication ports simultaneously provide shutdown commands and reporting on multiple servers without the need for accessories.

B Short Circuit Protection

Multi-pole breakers safeguard your equipment, the UPS system and your electrical infrastructure against potential damage due to input or output short circuits and system overloads.

C Hardwire, 3-Phase (4-Wire, wye) Output

Connects the power module directly to your equipment or a PDU (power distribution unit).

D Hardwire, 3-Phase (4-Wire, wye) Input

Connects the power module directly to the 3-Phase utility power source.

E Accessory Card Slot

Accepts optional internal SNMPWEBCARD or RELAYIOCARD. SNMPWEBCARD provides network interface for monitoring and control via SNMP, Web or telnet, enabling remote reboots, shutdowns and more. Use with optional ENVIROSENSE to monitor temperature and humidity or to control and monitor alarms and security systems. RELAYIOCARD provides programmable contact closure interface with 6 outputs and 1 input.



F Emergency Power Off

A modular jack allows remote emergency shutdown.

G Battery Cold Start

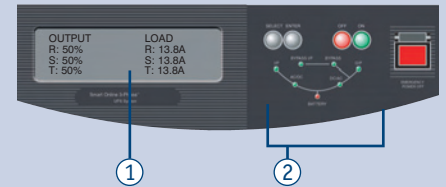
Restart your UPS during a prolonged blackout to utilize its batteries for periodic system access or data retrieval.

H Heavy-Duty Casters

Provide added mobility during installation.

Front Panel Display

A front panel combination LCD/LED display indicates a variety of UPS operational modes and conditions. This interface provides more information than comparable models, allowing you to react more rapidly to an alert before your systems are put at risk.







① **LCD Display:** lets you access more precise information than provided by LEDs alone. View over 45 separate fault/warning and UPS system operational conditions, including operational mode, alarm/shutdown conditions, input/output voltage/frequency, battery voltage, load percentage and more.

② **LED Set:** is organized into a flow chart that indicates UPS system operational status, including normal on-line operation, bypass operation (due to fault or overload) or on-battery operation (due to a blackout or severe brownout).

Specifications



Model #	Output Capacity (VA/Watts)	Backup Time (Typical Minutes) Half/Full Load ^(A)	Included Internal Battery Strings (Quantity)	Optional Internal Battery Strings	Additional Capacity for Optional Internal Battery Strings (Quantity)	Input/Output Voltage (Hardwired)	Input Voltage Range (Frequency 60 Hz)	Communication Ports			Accessory Card Slot
								"Smart" RS-232 (DB9)	Contact Closure (DB9)	AS-400 (DB9)	
SmartOnline 3-Phase UPS Systems											
 SU20K3/3	20,000/16,000	13/5+	2	A	2	120/208 VAC 3Ø, 4-wire (plus ground), wye	96-144/ 166-250 VAC	1	1	1	Yes
 SU20K3/3XR5	20,000/16,000	42/17+	5	A	3	120/208 VAC 3Ø, 4-wire (plus ground), wye	96-144/ 166-250 VAC	1	1	1	Yes
 SU30K3/3	30,000/24,000	13/5+	3	A	1	120/208 VAC 3Ø, 4-wire (plus ground), wye	96-144/ 166-250 VAC	1	1	1	Yes
 SU30K3/3XR5	30,000/24,000	25/11+	5	A	3	120/208 VAC 3Ø, 4-wire (plus ground), wye	96-144/ 166-250 VAC	1	1	1	Yes

Internal Battery Pack and Accessories

A SURBC2030	240V internal battery string (for all models).
SUBF2030	Additional, stand-alone battery compartment (for all models). Requires SURBC2030 battery strings. Capacity: 4 strings.
SU20KMBPK	External maintenance bypass panel (for 20kVA models only). Wall-mount. Three 70A breakers. Kirk Key interlock system prevents sequence of operation errors.
SU30KMBPK	External maintenance bypass panel (for 30kVA models only). Wall-mount. Three 100A breakers. Kirk Key interlock system prevents sequence of operation errors.
SNMPWEBCARD	Internal SNMP/Web management card (connects UPS system to Ethernet).
ENVIROSENSE	Allows UPS to monitor external temperature/humidity & contact-closure inputs (requires SNMPWEBCARD).
RELAYIOCARD	Programmable contact closure accessory card with 6 output contacts and 1 input contact.

+ Backup times are expandable using additional optional internal battery strings (model # SURBC2030, available separately). ^(A) Backup times will vary depending on battery condition and load.

Complete, up-to-date specifications (including product weight and dimensions) available at www.tripplite.com

Also available: start-up and on-site service programs, interactive UPS System selector guide, extended warranties, owner's manuals and more!

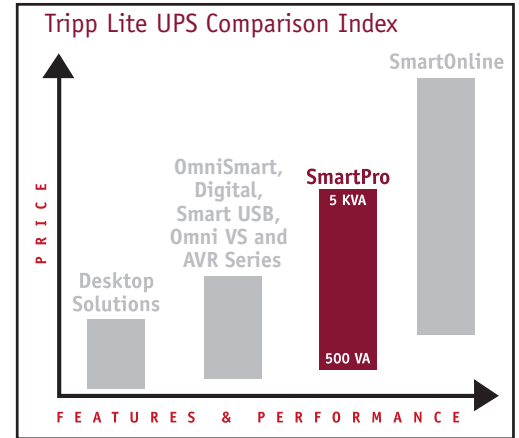
SmartPro® Intelligent Line-Interactive UPS Systems



SMART750XLa, SMART750SLT, SMART1050SLT, SMART1500SLTXL & SMART1500SLT

SMART1500 & SMART1500XL

SMART2200SLT & SMART3000SLT



- ▶ 500 - 5,000 VA
- ▶ Internal Batteries & Extended Runtime Options
- ▶ Automatic Voltage Regulation (AVR)

Protect Every Application

SmartPro Tower UPS Systems are available in a wide variety of capacities to protect every size computer application from downtime, damage and data loss due to power problems. SmartPro Tower UPS Systems provide complete protection against all types of power problems, including brownouts, blackouts, surges and line noise. Line-interactive operation—also known as automatic voltage regulation (AVR)—keeps equipment working through low voltage (brownouts) and high voltage conditions indefinitely, without draining battery power. SmartPro Tower UPS Systems provide reliable battery power to keep computers up and running through short blackouts and allow enough time to safely shut down during longer ones. In addition, all AC outlets stop damaging surges and filter disruptive line noise.

Control Individual Outlets

Prioritize the uptime of mission-critical loads during a power failure with Customized Load Management Banks featured on select models. Use PowerAlert to reboot a locked-up computer by cycling the power on and off to select receptacles on the UPS system. You can also program PowerAlert to shut down less important systems during an extended blackout, preserving battery runtime for more critical equipment.

Manage Multiple Servers

Multiple built-in communication ports provide the ability to simultaneously manage multiple servers without the need for accessories. Using PowerAlert software, select models with multiple communication ports will simultaneously provide intelligent communications, shutdown commands and reporting on multiple servers even if they are running different operating systems.*

* Additional PowerAlert features: pages 26 and 27.

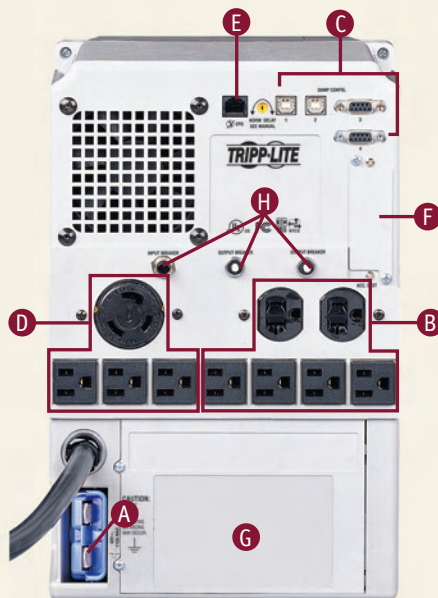
Extend Runtime

Select models accept external battery packs to provide extended runtime. Without enough runtime, businesses stand to lose up to \$50,000 per hour according to a recent survey on the cost of lost productivity for an hour of network downtime.* Locate your planned load and optimum runtime on the chart below. * Yankee Group.

Load (Watts)	Runtime (minutes) with included batteries	Runtime (minutes) with additional external battery packs				
		1	2	3	4	5
SMART750XLa Extended Runtime (with BP36V42-3U)						
250	13	331.6	866.8	1285.7	1692.3	2086.6
500	5.0	151.6	420.7	639.0	855.3	1068.8
SMART1500XL Extended Runtime (with BP36V42-3U)						
490	20.4	181.9	398.5	616.7	833.1	1046.7
980	7.1	77.8	179.1	285.2	392.7	500.5
SMART1500SLTXL Extended Runtime (with BP36V42-3U)						
490	16	177.2	388.9	602.3	814.1	1023.3
980	6.8	75.6	174.3	277.9	382.9	488.2
SMART2200VXSXL Extended Runtime (with BP48V60RT3U)						
800	19.0	128.5	264.3	403.4	542.9	681.9
1600	7.0	52.6	113.0	177.3	243.5	310.5
SMART2200NET Extended Runtime (with BP24V70-3U)						
800	27.0	121.8	229.3	339.7	450.9	562.1
1600	11.0	N/A	N/A	N/A	N/A	N/A
SMART3000NET Extended Runtime (with BP24V70-3U)						
800	33.3	122.6	230.8	341.8	453.6	565.3
1600	13.1	51.5	N/A	N/A	N/A	N/A
SMART3000VS Extended Runtime (with BP48V60RT3U)						
800	19.7	124.3	256.2	391.5	572.2	662.5
1600	7.4	53.4	114.5	179.7	246.6	314.4
SMART5000XFMRLX Extended Runtime (with BP48V60RT3U)						
1820	27.7	63.0	117.9	175.8	235.2	295.2
3750	10.0	24.4	47.0	71.7	97.6	124.4

For additional extended runtime solutions to fit your specific load requirements, use Tripp Lite's interactive UPS Selector Guide at www.tripplite.com/selector/ups, or call Tripp Lite's Application Specialists at (773) 869-1236.

- A Extended Runtime Capability**
Select models feature connectors that accept optional external battery packs for additional runtime. External batteries can be “hot-swapped”. See Extended Runtime Chart on page 24 to locate the perfect SmartPro Tower model that fits your runtime needs.
- B Customized Load Management**
Prioritize the uptime of mission-critical loads during a power failure. Select models feature special receptacles that you control independently through PowerAlert software. Use PowerAlert to shut down less important systems first, preserving battery runtime for more critical equipment.
- C Multiple Server Control**
Up to four built-in communication ports on select models simultaneously provide shutdown commands and reporting on multiple servers without the need for accessories.
- D Variety of Output Options**
15- 20- and 30-amp receptacles ensure maximum connection flexibility.



SMART3000VS Rear Panel


- E Emergency Power Off (EPO)**
A modular jack on select models allows remote emergency shutdown.
Phone/DSL/Ethernet Surge Protection (Select Models, Not Shown)
Protect Internet-connected or networked computers from damage on a single phone/DSL/Ethernet line.

- F Accessory Card Slot**
Accepts optional internal SNMPWEBCARD or RELAYIOCARD.
SNMPWEBCARD provides network interface for monitoring and control via SNMP, Web or telnet, enabling remote reboots, shutdowns and more. Use with optional ENVIROSENSE to monitor temperature and humidity or to control and monitor alarms and security systems. RELAYIOCARD provides programmable contact closure interface with 6 outputs and 1 input.
- G Battery Replacement**
Tripp Lite UPS batteries will protect equipment for several years with normal use. Most models feature a removable panel which allows for internal battery replacement*. Internal batteries can be “hot-swapped”.
- H Short Circuit Protection**



Performance Conditions Displayed

Front panel LEDs alert you to a variety of performance conditions, including AC line present, automatic voltage regulation, UPS load level and replace battery.



* Tripp Lite offers a complete line of replacement battery cartridges (R.B.C.); visit www.tripplite.com.

Specifications

Model	Output Capacity (VA/Watts)	Backup Time (Typical Minutes) Half/Full Load ^(a)	Optional External Battery Packs	Nominal Input-Output Voltage/Frequency 60 Hz	Quantity	AC Receptacles NEMA Type	Customized Load Management Banks	"Smart" Comm. Ports USB RS-232 (DB9)	Phone/DSL/Ethernet Surge Protection	Accessory Card Slot ^(f)	Input Plug (NEMA)	Power Cord Length (ft)	
SmartPro UPS Systems													
SMART500RT1U	500/300	17/5	—	120	7 ^(b)	5-15R	1	1	—	yes	5-15P	10	
SMART750	750/450	16/5.5	—	120	6	5-15R	—	1	—	—	5-15P	6	
SMART700SER	700/450	20/6	—	120	6	5-15R	—	1	—	—	5-15P	7	
SMART700DV	700/450	54/22	—	120 or 230 (input)/120 (output)	6	5-15R	—	1	1	yes	5-15P	6	
SMART750XLa	750/500 ^(a)	27/10+	A B	100/110/120/127 user-selectable	8	5-15R	—	1	1	1 line	yes	5-15P	6
SMART750SLT	750/500	20/7	—	100/110/120 user-selectable	8 ^(b)	5-15R	—	1	1	1 line	yes	5-15P	6
SMART1050	1050/705	23/8	—	120	6	5-15R	—	1	—	—	5-15P	6	
SMART1050SLT	1050/650	21/8	—	100/110/120 user-selectable	8	5-15R	—	1	1	1 line	yes	5-15P	6
SMART1500	1500/980	20/7	—	120	6	5-15R	1	1	1	—	5-15P	7	
SMART1500SLT	1500/900	22/8	—	100/110/120 user-selectable	8	5-15R	—	1	1	1 line	yes	5-15P	6
SMART1500XL	1500/980	20/7+	C D	120	6	5-15R	1	1	1	—	5-15P	7	
SMART1500SLTXL	1500/980	16/7+	C D	120	8	5-15R	—	1	1	1 line	yes	5-15P	6
SMART2200VS	2200/1600	19/7	—	120	9	7 (5-15R), 2 (5-15/20R)	3	2	2	yes	5-20P ^(g)	8	
SMART2200SLT	2200/1600	13/5	—	120	7	6 (5-15/20R) & 1 (L5-20R)	—	1	1	yes	5-20P ^(g)	10	
SMART2200VSLX	2200/1600	19/7+	E F	120	10	7 (5-15R), 2 (5-15/20R), 1 (L5-20R)	3	2	2	yes	5-20P	8	
SMART2200NET	2200/1700	27/11+	A B	120	6	5-15R	2	—	3 ^(h)	—	5-15P ^(g)	8	
SMART3000VS	3000/2250	14/4+	E F	120	10	7 (5-15R), 2 (5-15/20R), 1 (L5-30R)	3	2	2	yes	L5-30P ^(g)	8	
SMART3000NET	3000/2400	23/7+	A B	120	8	4 (5-15R), 4 (5-15/20R)	2	—	3 ^(h)	—	L5-30P	10	
SMART3000SLT	3000/2250	10/3.5	—	120	7	6 (5-15/20R) & 1 (L5-30R)	—	1	1	yes	L5-30P	10	
SMART5000XFMRLX	5000/3750 ^(a)	20/8.5+	F	208 (In); 208 & 120 (Out)	11	8 (5-15/20R), 2 (L6-20R), 1 (L6-30R)	8	1	2 ^(h)	yes	L6-30P	10	
SMART5000TEL3U	5000/3750 ^(a)	20/8.5	—	208 (In); 208 & 120 (600VA max.) Out	5	2 (5-15R), 2 (L6-20R), 1 (L6-30R)	—	1	2 ^(h)	yes	L6-30P	10	

External Battery Packs and Accessories

A	BP24V28-2U	24V external battery pack and cable, 2U. Not expandable. RED/BLACK 2-point connector.
B	BP24V70-3U	24V external battery pack and cable, 3U. Expandable. RED/BLACK 2-point connector.
C	BP36V15-2U	36V external battery pack and cable, 2U. Not expandable. GREY 2-point connector.
D	BP36V42-3U	36V external battery pack and cable, 3U. Expandable. GREY 2-point connector.
E	BP48V24-2U	48V external battery pack and cable. Tower or 2U rack. Not expandable. BLUE 2-point connector.
F	BP48V60RT3U	48V external battery pack and cable. Tower or 3U rack. Expandable. BLUE 2-point connector.
	SNMPWEBCARD	Internal SNMP/Web management accessory card (connects compatible UPS systems to Ethernet).
	ENVIROSENSE	Allows UPS to monitor external temperature/humidity and contact-closure inputs (requires SNMPWEBCARD).
	RELAYIOCARD	Programmable contact closure accessory card with 6 output contacts and 1 input contact.
	2-9USTAND	Tower kit with 2 adjustable base stands—2U to 9U—(for SMART5000XFMRLX and SMART5000TEL3U models).
	2POSTRMKITWM	Horizontal mounting rails for 2-post rackmount installation (for SMART5000XFMRLX and SMART5000TEL3U models).

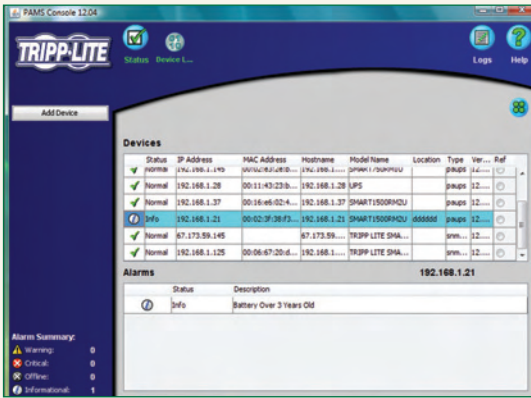
+ Backup times are expandable using external battery packs. ^(a) These models can be set to match the UPS System's output voltage to the input voltage available at the wall outlet. Output capacity varies depending on voltage selection. ^(b) SMART5000XFMRLX and SMART5000TEL3U models provide 4500VA output with included plug, but will supply 5000VA output with user-supplied 50A plug. While SMART5000XFMRLX models supply full VA output through both 208 and 120V receptacles, SMART5000TEL3U models are limited to providing 540VA output through its 120V receptacles (or 600VA with user-supplied 50A plug). ^(c) Backup times will vary depending on battery condition and load. ^(d) SMART500RT1U features one "surge-only" receptacle designed for printers. SMART750SLT features four "surge-only" receptacles designed for printers and peripherals. ^(e) These models include a single RS-232 DB9 port and two contact-closure DB9 ports. ^(f) Accessory card slot for optional SNMPWEBCARD or RELAYIOCARD. ^(g) These models include an additional plug (SMART2200VS: 5-15P; SMART2200SLT: 5-15P; SMART2200NET: 5-20P; SMART3000VS: 5-20P) which can be installed in place of the existing plug. Installing the additional plug would change the output capacity. ^(h) SMART5000XFMRLX and SMART5000TEL3U include an RS-232 DB9 port and a relay contact-closure DB9 port. ⁽ⁱ⁾ Certifications vary by model.

Complete, up-to-date specifications (including product weight and dimensions) available at www.tripplite.com

Also available: interactive UPS System selector guide, extended warranties, owner's manuals and more!

PowerAlert Software

PowerAlert software now supports Windows® and Linux® platforms!



- ▶ Monitors & Controls up to 250 UPS Systems or PDUs, plus up to 250 ENVIROSENSE modules
- ▶ Software-Only Solution Requires No Additional Hardware or Licenses
- ▶ Available FREE—CD Included or Web Download

PowerAlert software monitors and controls power for up to 250 UPS systems or PDUs and the computers and equipment that they support. Since PowerAlert is a FREE, software-only solution, it saves network managers significant installation costs compared to competitive solutions that require additional hardware or license purchases.* Using JAVA and SNMP standards, PowerAlert simplifies power management for every network—from a single, local server to a large, global enterprise. PowerAlert allows managers to centrally monitor every UPS and PDU on their network. In addition, PowerAlert allows users to set parameters for graceful, automatic system shut down in the event of an extended blackout.

* FREE PowerAlert CD included with SmartPro and SmartOnline UPS systems. FREE download available at www.tripplite.com.

Reduces Deployment Time

- **Mass Configuration of Devices**
PowerAlert saves time and money by allowing managers to mass-configure multiple remote device settings from a single location.
- **Device Auto-Discovery**
Managers can set PowerAlert to auto-discover UPS and PDU devices in specific network segments or IP address ranges.

Reduces Troubleshooting Time

- **Alarm Log**
PowerAlert speeds up alarm resolution by pooling all network alarms into a single, sortable easy-to-read list. Alarm entries feature intuitive color coding, including white (normal), yellow (warning) and red (critical).
- **"Recommended Action" Messaging**
PowerAlert takes the guesswork out of how to respond to alarms. When managers select a device from the Network Management Screen, the device's real-time power status is displayed along with the alarm's "cause" and recommended "response."

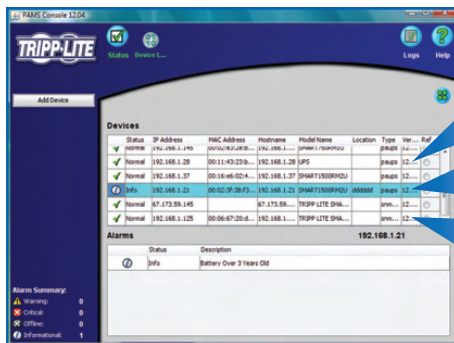
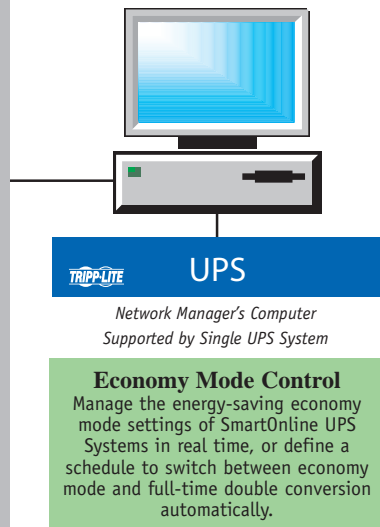
Simplifies Network Power Management

- **SNMP Control**
Any UPS connected to PowerAlert via a USB or serial cable can now be monitored via SNMP—without an internal SNMPWEBCARD and its additional IP address. PowerAlert's built-in SNMP agent can make even a basic desktop UPS a monitored device on your network, visible to the PowerAlert NMS or any third-party NMS such as HP OpenView.
- **Alarm Notification**
PowerAlert keeps managers continuously apprised of network power conditions through emails and SNMP traps, enabling them to proactively manage power problems before they affect productivity.
- **Individual Outlet Control**
PowerAlert allows managers to reboot locked devices or preserve runtime for more critical equipment by remotely controlling the outlet power of UPS and power distribution units that offer outlet control capability. Select UPS and PDU devices can also be configured to perform custom, sequential startup and shutdown sequences.
- **Redundant UPS System Management**
PowerAlert is smart enough to manage multiple UPS systems connected to a single load. For example, when two UPS systems are connected to support two power supplies on a server, PowerAlert is typically configured to gracefully shut down the server only after battery power is exhausted on both UPS systems.
- **Network Shutdown Commands**
When a UPS communicates with PowerAlert software or via internal SNMPWEBCARD, other computers on the network may also be dependent on the condition of the UPS. Any networked computers with PowerAlert Network Shutdown Agent installed and configured can listen for an outage and automatically shut down before UPS battery power is exhausted. PowerAlert can also execute custom scripts upon any alarm condition.
- **Convenient Web-Browser Access**
When the internal SNMPWEBCARD is used, network managers can access its management interface from any networked computer via a secure, password-protected browser session (HTTP or HTTPS).

Tripp Lite's PowerAlert software, version 12.5, has tested compatible with Cisco CallManager, versions 4.0 and 4.1, Cisco 7600 Series Routers, 7500 Series Routers and Catalyst 65XX Layer 3 Switch. Tripp Lite PowerAlert software, version 12, has tested compatible with Cisco CallManager, versions 3.3(4)-MCS and 4.0(2)-MCS. Go to www.tripplite.com/logodisclaimer for details.

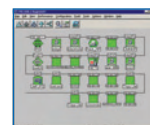
PowerAlert's Power-Management Architecture

Centralized Power Management



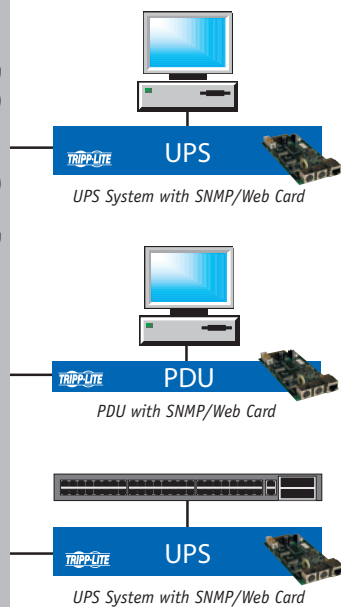
PowerAlert Network Management Screen
 PowerAlert allows managers to monitor and control up to 250 devices from a single interface. Click on any device listing to open up to four device power status screens at a time.

NMS Management
 Managers can choose to access PowerAlert through a third-party network management system (NMS).




SNMP Power Management

Ethernet



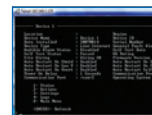
Internal SNMP/Web Card

Using Tripp Lite's Internal SNMP/Web Management Cards (Model # SNMPWEBCARD), managers can make UPS systems and select switched PDUs fully manageable (monitored and controlled) nodes on their network.



- Password-protected for increased security
- Flash-upgradeable for enhanced manageability
- Real-time clock and NTP-compatibility

Communicate with SNMPWEBCARD through:

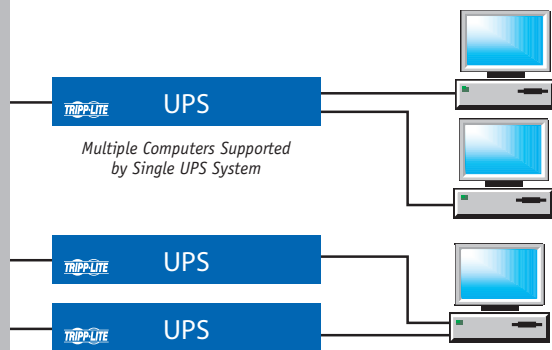


Environmental Sensor

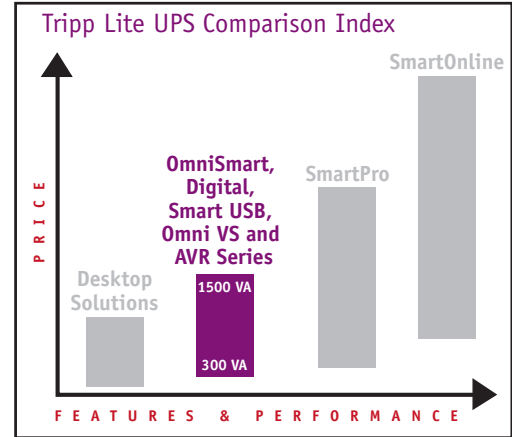
Using Tripp Lite's Environmental Sensor (Model # ENVIROSENSE, available separately) and SNMPWEBCARD, managers can monitor external temperature/humidity and contact-closure inputs.



Local Power Management



OmniSmart™, Digital, Smart USB, Omni VS and AVR Series Line-Interactive UPS Systems



- ▶ 300 - 1,500 VA
- ▶ Automatic Voltage Regulation (AVR)
- ▶ Phone/DSL, Ethernet & Coaxial Surge Protection Options
- ▶ Extended Runtime Option

Protect Every Application

OmniSmart, Digital, Smart USB, Omni VS and AVR Series UPS Systems are available in a wide variety of capacities to protect every size computer application from downtime, damage and data loss due to power problems. These UPS Systems provide complete protection against all types of power problems, including brownouts, blackouts, surges and line noise. Line-interactive operation—also known as automatic voltage regulation (AVR)—keeps equipment working through low voltage (brownouts) indefinitely, without draining battery power. OmniSmart, Digital, Smart USB, Omni VS and AVR Series UPS Systems provide reliable battery power to keep computers up and running through short blackouts and allow enough time to safely shut down during longer ones.


Digital UPS Systems include an LCD display that shows incoming power conditions in real time. Monitor input voltage, battery and load status and more at a glance. The LCD display includes a dimmer switch and can be rotated for easy viewing in any application.

Protect Systems On Phone/DSL, Ethernet or Coaxial Lines

Select UPS Systems include surge-protected jacks that safeguard equipment against damaging surges traveling on the phone/DSL, Ethernet or coaxial lines. In addition to protecting equipment against surges, reliable battery backup power maintains Internet, network or coaxial connections during brief blackouts.

Automatically Shut Down Unattended Systems

All models feature at least one built-in communication port. Use with included cabling and PowerAlert software (available as a FREE Web download) to automatically save open files and shut down unattended equipment during an extended blackout. PowerAlert software waits for a user-specified length of time (during which on-screen notifications are displayed) before safely shutting down connected equipment. SMART550USBWD model also includes WatchDog Service Monitoring/Rebooting Software to automatically reboot locked-up or poorly performing system service applications—perfect for kiosk, point-of-sale or other unattended applications.



A Phone/DSL, Ethernet & Coaxial Surge Protection

Protect computers from damage on the phone/DSL, Ethernet or coaxial line with surge-protected jacks featured on many Tripp Lite UPS Systems.

- **1-Line (phone/DSL & Ethernet):** Protects one device using one phone/DSL or Ethernet line.
- **1-Line (phone/DSL):** Protects one device using one phone/DSL line.
- **1-Line (phone/DSL with built-in splitter):*** Protects two devices sharing one phone/DSL line. Saves the hassle of unplugging devices to share a single line.
- **1-Line (coaxial):** Protects one device using one cable modem, DSS satellite, cable TV or antenna line. Connectors are gold "F" style and are digital-capable.

* AVR750U and AVR900U models only.

B Automatic Data Protection

At least one built-in communication port connects all models to a PC or workstation. Use with FREE PowerAlert software* and included cabling to automatically save open files and shut down equipment during an extended blackout.

* Available FREE as a Web download.

C Battery-Supported and Surge-Protected Receptacles (for Computers and Monitors)

All models include receptacles that provide reliable battery support for computers and monitors during a blackout as well as complete surge suppression and line noise filtering.

D Surge-Only Protected Outlets (for Printers and Peripherals)

Select models include receptacles that provide complete surge suppression and line noise filtering for printers and peripherals.

E Performance Conditions Displayed

All UPS Systems feature either LEDs or an LCD display to alert you to potential power problems before they affect your equipment. The LCD display featured on Digital models includes a dimmer switch and can be rotated for easy viewing, regardless of whether the UPS is placed in a horizontal or vertical ("tower") position.



Rotatable LCD Display

F Space-Saving Cabinets

G Battery Replacement Access

H Widely-Spaced Outlets

I Extended Runtime Capability

Specifications

Model	Output Capacity (VA/Watts)	Backup Time (Typical Minutes) Half/Full Load ^(A)	Optional External Battery Packs	AC Receptacles Quantity (NEMA 5-15R)	Comm. Ports	Phone/DSL, Ethernet or Coaxial Surge Protection	LEDs or LCD Display ^(B)
OmniSmart UPS Systems							
OMNISMART300	300/180	32/14	—	3	1 USB	1 line (Phone/DSL)	B
OMNISMART500	500/300	17/5	—	6 (3 UPS/surge & 3 surge-only)	1 USB	1 line (Phone/DSL)	B
OMNISMART700	700/450	22/7	—	6 (3 UPS/surge & 3 surge-only)	1 USB & 1 DB9	1 line (Phone/DSL & Ethernet)	B
OMNISMART1050	1050/705	23/7	—	6	1 USB	—	A
OMNISMART1400	1400/940	24/8	—	6	1 USB	—	A
Digital UPS Systems							
OMNI650LCD	650/350	11/3.5	—	8 (4 UPS/surge & 4 surge-only)	1 USB	—	D (LCD)
OMNI900LCD	900/475	10/3	—	8 (4 UPS/surge & 4 surge-only)	1 USB	—	D (LCD)
SMART1000LCD	1000/500	9/3	—	8 (4 UPS/surge & 4 surge-only)	1 USB	1 line (Phone/DSL) & 1 line (Coax)	D (LCD)
SMART1200LCD	1200/700	12/4	—	8	1 USB & 1 DB9	1 line (Phone/DSL & Ethernet)	D (LCD)
SMART1500LCD	1500/900	13/3.5	—	8	1 USB & 1 DB9	1 line (Phone/DSL & Ethernet)	D (LCD)
Smart USB UPS Systems							
SMART550USB	550/300	17/5	—	6 (3 UPS/surge & 3 surge-only)	1 USB	1 line (Phone/DSL)	B
SMART550USBWD ^(C)	550/300	17/5	—	6 (3 UPS/surge & 3 surge-only)	1 USB	1 line (Phone/DSL)	B
SMART750USB	750/450	11/3	—	6 (3 UPS/surge & 3 surge-only)	1 USB	1 line (Phone/DSL & Ethernet)	B
Omni VS Series UPS Systems							
OMNIVS800	800/475	11.5/3.5	—	7 (6 UPS/surge & 1 surge-only)	1 USB	1 line (Phone/DSL & Ethernet)	B
OMNIVS1000	1000/500	18/7	—	8 (6 UPS/surge & 2 surge-only)	1 USB	1 line (Phone/DSL & Ethernet)	B
OMNIVS1500	1500/940	8.5/4	—	8 (6 UPS/surge & 2 surge-only)	1 USB	1 line (Phone/DSL & Ethernet)	A
OMNIVS1500XL	1500/940	14/5+	A B	8 (6 UPS/surge & 2 surge-only)	1 USB	1 line (Phone/DSL & Ethernet)	A
AVR Series UPS Systems							
AVR550U	550/300	10/3	—	8 (4 UPS/surge & 4 surge-only)	1 USB	1 line (Phone/DSL)	C
AVR750U	750/450	11/4	—	12 (6 UPS/surge & 6 surge-only)	1 USB	1 line (Phone/DSL)	C
AVR900U	900/480	10/2.5	—	12 (6 UPS/surge & 6 surge-only)	1 USB	1 line (Phone/DSL)	C
External Battery Packs							
A BP24V28-2U	24V external battery pack and cable. Tower or 2U rack. Not expandable. Small RED/BLACK connector.						
B BP24V15RT2U	24V external battery pack and cable. Tower or 2U rack. Not expandable. Small RED/BLACK connector.						

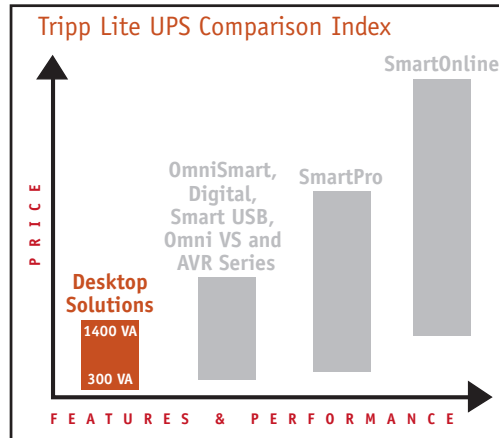
Common specifications for all UPS systems: 120 VAC (60 Hz) nominal input/output in line mode. 6 ft. power cord with NEMA 5-15P plug. + Backup times are expandable using an external battery pack. ^(A) Backup times will vary depending on battery condition and load. ^(B) LEDs: A (AC Line Voltage, On Battery, Battery Low/Replace, Automatic Voltage Regulation, UPS Load); B (AC Line Voltage, On Battery, Battery Low/Replace, UPS Load); C (On/Off & Overload/Check Battery). D (LCD Display includes Input Voltage Meter, Battery Capacity Meter, AVR Icon, Battery Charge/Replace Icon, On Battery Icon and Fault Icon). ^(C) Includes Watchdog Software. ^(D) Certifications vary by model.

Complete, up-to-date specifications (including product weight and dimensions) available at www.tripplite.com

Also available: interactive UPS System selector guide, extended warranties, owner's manuals and more!

Cost-Effective Desktop Solutions

Standby UPS Systems



- ▶ 300 - 1,400 VA
- ▶ Phone/DSL & Ethernet Surge Protection Options
- ▶ Space-Saving Cabinets: Tower (small footprint), Low-Profile & Under-Monitor

Protect Every Application

Designed for desktop applications, Internet Office®, BC Pro® and BC Personal® UPS Systems are available in a wide variety of capacities to protect every size computer from downtime, damage and data loss due to power problems. Internet Office, BC Pro and BC Personal UPS Systems provide complete protection against all types of power problems, including brownouts, blackouts, surges and line noise. Internet Office, BC Pro and BC Personal UPS Systems provide reliable battery power to keep computers up and running through short blackouts and brownouts and allow enough time to safely shut down during longer ones.

Protect Internet-Connected & Networked Systems

Computers connected to the Internet or Ethernet require additional protection against damaging surges traveling on phone/DSL or network lines. Select Internet Office, BC Pro and BC Personal UPS Systems include surge-protected jacks which safeguard modems and other communication hardware. In addition to protecting your equipment against surges online, reliable battery backup power maintains your Internet or network connection during brief blackouts.

Protect the Planet & Save Money

See back cover for more information.


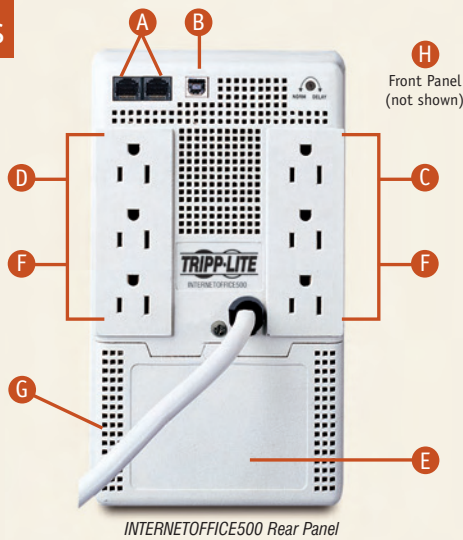
ECO Series UPS Systems use less electricity than conventional models, reducing your costs and your environmental impact:

- Superior power efficiency (up to 99%) conserves energy around the clock.
- ECO energy saver feature automatically turns off idle peripherals when your computer is turned off or in standby mode.*
- Earth-friendly design and recyclable materials minimize hazardous substances and waste.

* USB connection required.

Automatically Shut Down Unattended Systems

Select models feature a built-in communication port. Use with included cabling and PowerAlert software (available as a FREE Web download) to automatically save open files and shut down unattended equipment during an extended blackout. PowerAlert software waits for a user-specified length of time (during which on-screen notifications are displayed) before safely shutting down connected equipment.



- A Phone/DSL & Ethernet Surge Protection**
Protect Internet-connected or networked PCs from damage on the Ethernet and/or phone/DSL line with surge-protected jacks featured on many Tripp Lite UPS Systems.
- **1-Line (phone/DSL & Ethernet):** Protects one device using one phone/DSL or Ethernet line.
 - **1-Line or 2-Line* (phone/DSL):** Protect devices using phone/DSL lines.
 - **1-Line (phone/DSL with built-in splitter):**** Protects two devices sharing one phone/DSL line. Saves the hassle of unplugging devices to share a single line.
- * INTERNETOFFICE500 model only. ** INTERNET750U model only.

- B Automatic Data Protection**
Built-in communication port connects select models to a PC or workstation. Use with FREE PowerAlert software* and included cabling to automatically save open files and shut down equipment during an extended blackout.
- * Available FREE as a website download.

- C Battery-Supported and Surge-Protected Receptacles (for PCs and Monitors)**
All models include receptacles that provide reliable battery support for PCs and monitors during a blackout as well as complete surge suppression and line noise filtering.

- D Surge-Only Protected Outlets (for Printers and Peripherals)**
Select models include receptacles that provide complete surge suppression and line noise filtering for printers and peripherals. These unique receptacles allow you to connect and protect peripherals without overloading the UPS system and diverting precious battery support away from your computer.

- E Battery Replacement Panel**
Tripp Lite UPS batteries will protect equipment for several years with normal use. Select models feature a removable panel which allows for internal battery replacement.*
- * Available on all models except TM500. Tripp Lite offers a complete line of replacement battery cartridges (R.B.C.); visit www.tripplite.com.

- F Widely-Spaced Outlets**
Select models feature outlets that accept multiple transformers without blocking access to other receptacles.*
- * Available on all models except TM500, BCPERS300 & BCPERSONAL450.

- G Space-Saving Cabinets**
All models feature space-saving cabinets. Select models feature low-profile cabinets or under-monitor cabinets with individual outlet switches.

- H Performance Conditions Displayed**
All UPS Systems feature LEDs to alert you to potential power problems before they affect your equipment.

- Energy-Saving Outlets (not shown)**
ECO Series UPS Systems include special energy-saving outlets (ECO350UPS has 2; ECO550UPS has 3; ECO750UPS has 4). The UPS system automatically turns off the ECO outlets when it detects that your computer is turned off or in standby mode. (USB connection required.)

Specifications

Model	Output Capacity (VA/Watts)	Backup Time (Typical Minutes) Half Load/Full Load ^(A)	AC Receptacles Quantity (NEMA 5-15R)	Comm. Port	Ethernet and/or Phone/DSL Surge Protection	LEDs ^(B)	Housing Type
Internet Office UPS Systems							
INTERNETOFFICE300	300/150	10/4	6 (3 UPS/surge & 3 surge-only)	—	1 line (Phone/DSL & Ethernet)	A	Ultra Low-Profile
INTERNET350U	350/180	8/2.5	6 (3 UPS/surge & 3 surge-only)	1 USB	1 line (Phone/DSL)	B	Compact/Low-Profile
INTERNET350SER	350/180	8/2.5	6 (3 UPS/surge & 3 surge-only)	1 DB9	1 line (Phone/DSL)	B	Compact/Low-Profile
TM500 (INTERNET OFFICE 500 LP)	500/300	17/6	6 (3 UPS/surge & 3 surge-only)	—	1 line (Phone/DSL)	F	Undermonitor
INTERNETOFFICE500	500/280	17/5	6 (3 UPS/surge & 3 surge-only)	1 USB	2 line (Phone/DSL & Ethernet)	C	Tower (small footprint)
INTERNET550U	550/300	10/3	8 (4 UPS/surge & 4 surge-only)	1 USB	1 line (Phone/DSL)	B	Low-Profile
INTERNET550SER	550/300	10/3.5	8 (4 UPS/surge & 4 surge-only)	1 DB9	1 line (Phone/DSL)	B	Low-Profile
INTERNET600U	600/300	10/3.5	8 (4 UPS/surge & 4 surge-only)	1 USB	1 line (Phone/DSL)	B	Low-Profile
INTERNETOFFICE700	700/425	17/5	6 (3 UPS/surge & 3 surge-only)	1 USB	1 line (Phone/DSL & Ethernet)	C	Tower (small footprint)
INTERNET750U	750/450	11/4	12 (6 UPS/surge & 6 surge-only)	1 USB	1 line (Phone/DSL)	B	Low-Profile
INTERNET900U	900/480	10/2.5	12 (6 UPS/surge & 6 surge-only)	1 USB	1 line (Phone/DSL)	B	Low-Profile
BC Pro UPS Systems							
BCPRO600	600/345	19/7	6 (3 UPS/surge & 3 surge-only)	1 USB	1 line (Phone/DSL & Ethernet)	C	Tower (small footprint)
BCPRO1050	1050/705	23/7	6	1 USB	—	E	Tower (small footprint)
BCPRO1400	1400/940	24/8	6	1 USB	—	E	Tower (small footprint)
BC Personal UPS Systems							
BCPERS300	300/180	17/5	3	—	—	D	Tower (small footprint)
BC350	350/180	8/2.5	6 (3 UPS/surge & 3 surge-only)	—	—	B	Compact/Low-Profile
BCPERSONAL450	450/280	17/5	3	1 USB	—	C	Tower (small footprint)
ECO Series UPS Systems							
ECO350UPS	350/180	11/3	6 (3 UPS/surge & 3 surge-only)	1 USB	1 line (Phone/DSL)	G	Compact/Low-Profile
ECO550UPS	550/300	10/3.5	8 (4 UPS/surge & 4 surge-only)	1 USB	1 line (Phone/DSL)	G	Low-Profile
ECO750UPS	750/450	11/2.5	12 (6 UPS/surge & 6 surge-only)	1 USB	1 line (Phone/DSL)	G	Low-Profile

Common specifications for all UPS systems: 120 VAC (60 Hz) nominal input/output in line mode. 6 ft. power cord with NEMA 5-15P plug. ^(A) Backup times will vary depending on battery condition and load. ^(B) LEDs: A (AC Line Voltage, On Battery, Battery Low/Replace, UPS Load, Building Wiring Fault); B (On/Off & Overload/Check Battery); C (AC Line Voltage, On Battery, Battery Low/Replace); D (AC Line Voltage, On Battery); E (AC Line Voltage, On Battery, Battery Low/Replace, UPS Load); F (AC Line Voltage, On Battery, Battery Low/Replace, Building Wiring Fault); G (On/Off, Overload/Check Battery & ECO Status). ^(C) Certifications vary by model.

Complete, up-to-date specifications (including product weight and dimensions) available at www.tripplite.com

Also available: interactive UPS System selector guide, extended warranties, owner's manuals and more!

Full-Isolation UPS Systems



- ▶ Built-In, Faraday-Shielded Isolation Transformer
- ▶ Medical-Grade (UL 60601-1) Models for Healthcare Applications
- ▶ Commercial-Grade Models for Retail/P.O.S. and Network Applications
- ▶ Extended Runtime Option

Combine Full-Isolation & UPS Protection

Tripp Lite Full-Isolation UPS Systems feature built-in, Faraday-shielded isolation transformers, providing superior filtering of potentially disruptive line noise. In addition, all models provide complete protection against all types of power problems. Line-interactive operation—also known as automatic voltage regulation (AVR)—keeps equipment working through low voltage (brownouts) indefinitely, without draining battery power. Reliable battery power keeps computers up and running through short blackouts and allows enough time to safely shut down during longer ones. In addition, all AC outlets stop damaging lightning and surges.

Provide Models for a Variety of Applications

Medical-Grade models reduce the cumulative shock potential (leakage current) of connected healthcare equipment as low as 100µA—providing UL 60601-1 compliance. All Medical-Grade models feature hospital-grade plug and receptacles and are designed for use both inside and outside of patient-care areas. Commercial-Grade models are used in retail/P.O.S. and network applications because they reduce data errors and audio/video distortion by delivering a clean signal-reference ground.

Specifications

Model	Output Capacity (VA/Watts)	Backup Time (Typical Minutes) Half/Full Load ^(A)	Optional External Battery Packs	Nominal Input-Output Voltage/ 60 Hz Frequency	AC Receptacles Quantity (NEMA Type)	Communication Ports	Phone/DSL Surge Protection	Input Plug (NEMA)
Medical-Grade (UL 60601-1) UPS Systems with Hospital-Grade Plug and Receptacles								
OMNISMART350HG	330/225	46/18	—	120	4 (5-15RHG) ^(B)	1 DB9	2 line	5-15PHG ^(B)
SMART700HG	700/450	42/18	—	120	4 (5-15RHG) ^(B)	1 DB9 & 1 USB	—	5-15PHG ^(B)
SMART1200XLHG	1000/750	34/16+	A B	120	4 (5-15RHG) ^(B)	1 DB9 & 1 USB	—	5-15PHG ^(B)
Commercial-Grade UPS Systems								
OMNI500ISO	500/300	11/5	—	120	3 (5-15R)	1 USB	—	5-15P
OMNI750ISO	750/500	31/13	—	120	6 (5-15R)	1 USB	—	5-15P
OMNI1000ISO	1000/700	24/8	—	120	6 (5-15R)	1 USB	—	5-15P
Model	Description							
External Battery Pack								
A	BP36V15-2U 36V external battery pack and cable, 2U. Not expandable. GREY 2-point connector.							
B	BP36V42-3U 36V external battery pack and cable, 3U. Expandable. GREY 2-point connector.							

Common specifications for all UPS systems: 120 VAC (60 Hz) nominal input/output. 6 ft. power cord. ^(A) Backup times will vary depending on battery condition and load. ^(B) Hospital-grade receptacles and plug. ^(C) Certifications vary by model.

Complete, up-to-date specifications (including product weight and dimensions) available at www.tripplite.com

Also available: interactive UPS System selector guide, extended warranties, owner's manuals and more!

Desktop KVM Switches



B004-VUA2-K-R



B022-004-R



B004-DUA2-K-R

- ▶ Control Up to 4 PCs or Servers
- ▶ For Small-to-Medium Office Applications
- ▶ Support Wireless Keyboards & Mice
- ▶ PS/2 & USB Compatible Options

Deliver Economical, Feature-Rich Solutions

Tripp Lite's Desktop KVM Switches allow users to control up to four PCs or servers with a single keyboard/monitor/mouse console. Compact, desktop designs save space in any environment. Select Desktop KVM Switches also offer wireless keyboard/mouse support.

Enhance Connectivity Support

Tripp Lite's Desktop KVM Switches are compatible with USB and PS/2 interfaces depending on the model and the KVM Cable Kits and adapters used. A variety of all-in-one USB and PS/2 KVM Cable Kits up to 25-feet in length are available and necessary to connect each PC or server to the KVM Switch. Select models include KVM Cable Kits for added convenience. A KVM Console Extender is also available to control multiple computers from a remote location.

Simplify Operation

Plug-and-play setup requires no software. Hot-pluggable capability allows addition or removal of computers without powering down the KVM Switch or other computers. Easily switch between CPUs by using keyboard hot keys, software or port selection buttons on the KVM Switch.* Auto-scanning function on select models automatically sequences through all of the active KVM Switch ports, allowing users to monitor multiple tasks simultaneously. Select 2-Port KVM Switches include speaker and microphone connections that allow sharing of audio components between systems.** In addition, an audio locking function allows for listening to one PC while switching between systems.** Tripp Lite's Desktop KVM Switches are compatible with all major operating systems and support most keyboards and mice. Crystal clear video transmission provides connected monitor with optimal video resolution.

* 4-Port USB KVM Switch (model: B006-004-R) does not support hot key functions. 2-Port KVM Switches (models: B004-DUA2-K-R, B004-VUA2-K-R and B004-VPA2-K-R) include software for switching between CPUs. ** Included on 2-Port KVM Switches (models: B004-DUA2-K-R, B004-VUA2-K-R and B004-VPA2-K-R).

Specifications

Model #	Ports	Interface Supported	LEDs
B004-DUA2-K-R	2 ^(A)	USB	2
B004-VPA2-K-R	2 ^(B)	PS/2 ^(E)	2
B004-VUA2-K-R	2 ^(A)	USB	2
B006-004-R	4 ^(D)	USB	8
B022-002-KT-R	2 ^(C)	PS/2 ^(E)	2
B022-004-R	4 ^(D)	USB & PS/2 ^(F)	4

^(A) Includes two USB KVM Cable Kits with audio connectors. ^(B) Includes two PS/2 KVM Cable Kits with audio connectors. ^(C) Includes two PS/2 KVM Cable Kits. ^(D) Requires one KVM Cable Kit for each CPU connected. ^(E) Also USB compatible with optional B015-000 adapter. ^(F) Both USB and PS/2 compatible depending on optional KVM Cable Kits or adapters used.

One Cable Kit is required for each CPU connected, visit www.tripplite.com for complete list of KVM Cable Kits (up to 25-ft. long) and Adapters.

Complete, up-to-date specifications (including product weight and dimensions) available at www.tripplite.com

Also available: interactive cable selector guide, owner's manuals and more!



1U Rackmount KVM Switches



- ▶ With or Without Built-In Consoles
- ▶ With or Without Built-In IP Access
- ▶ 4, 8 or 16 Ports in 1U

Remote Monitoring & Control

Select rackmount KVM switches include built-in IP access. Most KVM switches without built-in IP access can be monitored and controlled via dial-up, Internet or LAN with the addition of the optional B050-000 IP Remote Access Unit.

Scalability, Security & Compatibility

NetDirector™ KVM Switches can control up to 512 computers by daisy-chaining or cascading additional KVM switches. A two-level password accommodates up to four distinct user accounts and an administrator account. No software installation is required, guaranteeing that KVM switches will not degrade server performance, compatibility or reliability.

Compact, Innovative Design

Tripp Lite's rackmount KVM switches allow users to control multiple computers from a single console (keyboard, mouse and display). KVM switches are available in two different configurations: a KVM switch alone* or a KVM switch that includes a built-in console. Console KVM switches include a full-size keyboard, touch pad and color LCD monitor. The console folds like a laptop and slides into a 1U rack drawer, providing compact storage and easy access without compromising control features.

* Models without a console require a separate keyboard, mouse and display for complete functionality.



Console KVM switches fold and slide into a 1U rack drawer.

Specifications

Model #	Ports	Description	LCD Monitor	Interface Supported ^(A)	On-Screen Display	Maximum CPUs Supported	IP Access
Standard 1U Rackmount KVM Switches							
B004-008	8	1U KVM Switch	—	USB & PS/2	No	8	Add B050-000
B007-008	8	1U KVM Switch	—	USB & PS/2	Yes	512 ^(D)	Add B050-000
NetDirector 1U Rackmount KVM Switches							
B020-008-17	8	1U Console KVM Switch	17 in.	USB & PS/2	Yes	504 ^(B)	Add B050-000
B020-008-17-IP	8	1U Console IP KVM Switch	17 in.	USB & PS/2	Yes	64 ^(C)	Built-In
B020-016-17	16	1U Console KVM Switch	17 in.	USB & PS/2	Yes	512 ^(B)	Add B050-000
B020-016-17-IP	16	1U Console IP KVM Switch	17 in.	USB & PS/2	Yes	128 ^(C)	Built-In
B022-016	16	1U KVM Switch	—	USB & PS/2	Yes	512 ^(D)	Add B050-000
NetController™ 1U Rackmount KVM Switches							
B040-008-19	8	1U Console KVM Switch	19 in.	USB & PS/2	Yes	120 ^(D)	—
B040-016-19	16	1U Console KVM Switch	19 in.	USB & PS/2	Yes	128 ^(D)	—
B042-004	4	1U KVM Switch	—	USB & PS/2	Yes	116 ^(D)	Add B050-000
B042-008	8	1U KVM Switch	—	USB & PS/2	Yes	120 ^(D)	Add B050-000
B042-016	16	1U KVM Switch	—	USB & PS/2	Yes	128 ^(D)	Add B050-000

All models include mounting hardware to fit standard 19-inch racks. ^(A) Interface compatibility depends on cable kits or adapters used (sold separately). ^(B) Requires additional B022-016 KVM switches. ^(C) Requires additional B007-008 KVM switches. ^(D) Requires additional B042-series KVM switches.

One cable kit is required for each CPU connected. Visit www.tripplite.com for a complete list of KVM cable kits and adapters.

Complete, up-to-date specifications (including product weight and dimensions) available at www.tripplite.com

Also available: interactive cable selector guide, owner's manuals and more!



K V M S W I T C H E S K V M S W I T C H E S K V M S W I T C H E S K V M S W I T C H E S

1U Rackmount Cat5 KVM Switches



B060-016-2



B072-016-1

- ▶ With or Without Built-In IP Access
- ▶ Single-User and Multi-User Options
- ▶ 8, 16 or 32 Ports in 1U

Remote Monitoring & Control

Select rackmount KVM switches include built-in IP access. Most KVM switches without built-in IP access can be monitored and controlled via dial-up, Internet or LAN with the addition of the optional B050-000 IP Remote Access Unit.

Provide Single- or Multi-User Support

NetDirector™ Matrix 1U Rackmount Cat5 KVM Switches allow up to 8 simultaneous, independent users to control multiple computers. Console and server interface modules connect the KVM switches to each user's console and each connected computer. Interface modules can be placed up to 500 ft. from the KVM switches using Cat 5/5e patch cables.

NetCommander™ 1U Rackmount Cat5 KVM Switches are cost-effective Cat5 KVM switches for single users. They allow a user to control multiple computers from a single console. Server interface modules connect the KVM switches to each server up to 33 ft. away using Cat 5/5e patch cables.

Scalability, Security & Compatibility

NetDirector Matrix KVM Switches can control up to 32 computers per switch, or up 8,192 computers by daisy-chaining and cascading additional KVM switches. NetCommander KVM Switches can control up to 16 computers per switch, or up 256 computers by daisy-chaining and cascading additional KVM switches. Password security accommodates multiple users. No software installation is required, guaranteeing that KVM switches will not degrade server performance, compatibility or reliability. The KVM switches and interface modules are compatible with all major operating systems. A variety of USB, PS/2 and Sun® interface modules are available.

Specifications

Model	Ports	Description	LCD Monitor	Interface Supported	On-Screen Display	Maximum CPUs Supported	Users	IP Access
NetCommander 1U Rackmount Cat5 KVM Switches								
B072-008-1	8	1U Cat5 KVM Switch	—	USB & PS/2 ^(A)	Yes	128 ^(C)	1	Add B050-000
B072-016-1	16	1U Cat5 KVM Switch	—	USB & PS/2 ^(A)	Yes	256 ^(C)	1	Add B050-000
B072-016-IP	16	1U Cat5 IP KVM Switch	—	USB & PS/2 ^(A)	Yes	256 ^(C)	1	Built-In
NetDirector Matrix 1U Rackmount Cat5 KVM Switches								
B060-016-2	16	1U Cat5 KVM Switch	—	USB, Sun & PS/2 ^(A)	Yes	1,024 ^(C)	2	Add B050-000
B060-032	32	1U Cat5 KVM Switch	—	USB, Sun & PS/2 ^(A)	Yes	2,048 ^(C)	4	Add B050-000
B060-032-8	32	1U Cat5 KVM Switch	—	USB, Sun & PS/2 ^(A)	Yes	8,192 ^(C)	8	Add B050-000
NetDirector IP 1U Rackmount Cat5 KVM Switches								
B064-016-04-IP	16	1U Cat5 IP KVM Switch	—	USB & PS/2 ^(A)	Yes	16	4	Built-In
B064-032-02-IP	32	1U Cat5 IP KVM Switch	—	USB & PS/2 ^(A)	Yes	32	2	Built-In
B064-032-04-IP	32	1U Cat5 IP KVM Switch	—	USB & PS/2 ^(A)	Yes	32	4	Built-In
NetDirector 1U Rackmount Consoles (Keyboard, Touch Pad and Display)								
B021-000-17	—	1U Console	17 in.	PS/2 ^(B)	Yes	1	1	Add B050-000
B021-000-19	—	1U Console	19 in.	USB & PS/2 ^(B)	Yes	1	1	Add B050-000
B021-000-19-SH	—	1U Shallow-Depth Console	19 in.	USB & PS/2 ^(B)	Yes	1	1	Add B050-000

All models include mounting hardware to fit standard 19-inch racks. ^(A)Interface compatibility depends on interface modules used (sold separately). ^(B)Cable kits are included. ^(C)Requires daisy-chaining and/or cascading additional KVM switches.

Visit www.tripplite.com for a complete list of Cat5/5e cables, interface modules and adapters.



IP Remote Access Unit Model # B050-000

Allows administrators to control KVM Switches via TCP/IP. Can be used for system administration, BIOS-level troubleshooting, installing GUI applications, rebooting and more. Operates through embedded processors only, not servers, so there is no interference with server or network performance. Offers password protection, certificate management, 256-bit SSL encryption and high-resolution video.

Complete, up-to-date specifications (including product weight and dimensions) available at www.tripplite.com

Also available: interactive cable selector guide, owner's manuals and more!

SmartRack™ Enclosures



- ▶ 48U, 42U and 25U models with or without side panels
- ▶ Adjustable mounting rails with easy-view depth index
- ▶ Toolless mounting slots for PDUs and vertical cable managers
- ▶ Airflow exceeds server manufacturer requirements

Offer Convenient Installation

With a design streamlined by years of customer feedback and IT best practices, SmartRack Enclosures make your job easier. Enclosures ship fully assembled* for rapid deployment and roll into place on heavy-duty casters. Toolless mounting slots allow quick installation of PDUs and vertical cable managers. All mounting rails include an easy-view depth index to eliminate time-consuming measurements. Lightweight modular doors and side panels provide safe, convenient service access. Integrated latching tabs facilitate combining enclosures in rows for standard data center latching applications. * Except knockdown models (see below).

Support High-Density Data Centers

Heavy-duty SmartRack Enclosures hold up to 3,000 lb and support advanced cooling, cable management, power distribution and monitoring features that keep critical servers and network equipment operating around the clock. Fully perforated doors permit massive front-to-rear airflow that exceeds server manufacturer requirements. Compatibility with hot-aisle / cold-aisle configurations is assured: cool air is drawn from the cold aisle through the front of the enclosure and warm air is exhausted to the hot aisle from the rear of the enclosure.



STANDARD MODELS

Model	SR25UB	SR25UBEXP	SR42UB	SR42UBEXP	SR48UB	SR48UBEXP
Rack Spaces	25U	25U	42U	42U	48U	48U
Side Panels	Yes (2)	No	Yes (4)	No	Yes (4)	No
Stationary Load Capacity	3,000 lb (1,363 kg)					
Rolling Load Capacity	2,250 lb (1,022 kg)					
Mounting Depth	Adjustable from 4 to 35.75 in (102 to 908 mm) - Optional SREXTENDER accessory increases maximum depth to 43.75 in (1,111 mm)					
Mounting Holes	Square (All models include 50 cage nuts, screws and cup washers for equipment mounting)					
External Height	49 in (1,245 mm)		78.5 in (1,994 mm)		89 in (2,261 mm)	
External Width	23.63 in (600 mm)					
External Depth	43 in (1,092 mm) - Optional SREXTENDER accessory increases external depth to 51 in (1,295 mm)					
Unit Weight	195 lb (88.6 kg)	149 lb (67.7 kg)	281 lb (127.7 kg)	203 lb (92.3 kg)	309 lb (140.5 kg)	211 lb (95.9 kg)
Knockdown Option*	SR25UBKD	SR25UBEXPKD	SR42UBKD	SR42UBEXPKD	SR48UBKD	SR48UBEXPKD

SHOCK PALLET MODELS**

Model	SR25UBSP1	SR25UBEXSP1	SR42UBSP1	SR42UBEXSP1	SR48UBSP1	SR48UBEXSP1
Pre-Installed Equipment Capacity	1,005 lb (456.8 kg)	1,051 lb (477 kg)	919 lb (417 kg)	997 lb (453 kg)	891 lb (405 kg)	989 lb (449 kg)


* Knockdown enclosures ship disassembled into several sections for easy transport and assembly in confined spaces. ** Shock pallet models include special heavy-duty shipping pallet and reusable packaging for equipment pre-installation and reshipment to final site. They are otherwise identical to standard models. Shock pallet models with increased equipment capacity are also available (replace "SP1" with "SP2" in model name).

SmartRack Enclosures accommodate all 19-inch rackmount equipment, regardless of vendor.



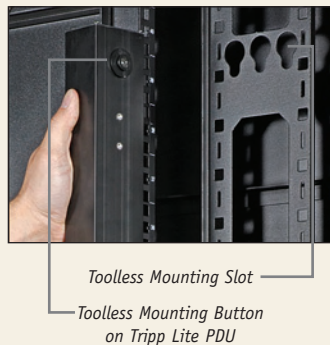
Adjustable Mounting Rails (4) with Easy-View Depth Index

Front and rear sets of rails adjust in ¼-inch (6.4 mm) increments. Adjustment is quick and convenient – simply unscrew rails, slide rails to desired depth and restore screws. Easy-view depth index ensures consistent rail placement without requiring time-consuming measurements. Square mounting holes and included hardware (not shown) support standard 19-inch rackmount installation.



Cable Management Rails (2) with Easy-View Depth Index

Adjustable rails include toolless mounting slots for quick installation of compatible PDUs and other accessories. Easy-view depth index ensures consistent rail placement without requiring time-consuming measurements. Toolless mounting slots are arranged in an industry-standard pattern compatible with a wide variety of accessories.



Roof Panel (Removable)

Spring-loaded pins allow the roof panel to be removed and replaced in seconds. Includes cable access channels and mounting slots for cable management accessories.



Front Door (Lockable/Removable/Reversible)

Door is perforated for optimal front-to-rear airflow. Door handle is reversible to preserve standard orientation if door is reversed.



Lockable, Reversible Handle

Split Rear Doors (Lockable/Removable)

Split rear doors reduce clearance requirements for service access. Doors are perforated for optimal front-to-rear airflow.



Go to www.tripplite.com for our complete line of 2-post and 4-post open frame racks and rack accessories, including airflow optimization, internal and external cable management, fan-assisted cooling, security accessories, stability accessories, mounting kits, hardware, shelves, patch panels and more.

Modular Side Panels (Lockable/Removable)

Modular side panels are smaller and lighter, improving ease of installation and service. Standard 25U Models Include 2 side panels. Standard 42U and 48U models include 4 side panels. Side panels are not included with “EXP” models, which are intended for in-row baying and other applications that do not require side panels.




Baying Tabs (2)

Baying tabs allow enclosures to be combined securely in rows. Center-to-center width can be set at 600 mm or 24 inches to match standard data center applications.



Heavy-Duty Casters and Levelers (4 each)

Casters support a rolling load capacity of 2,250 pounds (1,022 kg), allowing enclosures to be pre-configured and rolled to the final installation location. Levelers support a stationary load capacity of 3,000 pounds (1,363 kg) and adjust to improve enclosure stability. Casters and levelers are removable.



Convenient Grounding System


All components are grounded to the enclosure frame, which includes multiple connections for facility ground. Front and rear doors include quick-release ground wires for convenient configuration.




Quick-Release Ground Wire

Stabilizing Brackets (2)

Brackets attach at bottom of enclosure frame (inside or outside) to improve enclosure stability. Brackets can also be bolted to floor with addition of optional SRBOLTDOWN kit.



Mounted Outside




Mounted Inside

Shock Pallet

(“SP1” and “SP2” Models Only)

Specially reinforced shipping pallet allows the enclosure to be reshipped safely with pre-installed rackmount equipment. Included ramps allow convenient enclosure unloading and reloading.



Power Distribution Units (PDUs)



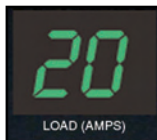
- ▶ 8 - 40 Outlets
- ▶ Metered Models for Current Monitoring
- ▶ Switched Models for Remote Outlet Control
- ▶ Automatic Transfer Switching (ATS) Options

Improve Power Distribution Manageability & Reliability

Tripp Lite Power Distribution Units (PDUs) are available in three different configurations (Basic, Metered and Switched) to provide a wide variety of power manageability options for every application. All PDU configurations reliably distribute power from a UPS system or utility wall outlet to multiple pieces of critical networking, server or telecom equipment. Metered models provide a digital current meter that allows managers to visually track PDU load conditions. Switched models include a digital current meter as well as a network interface that allows managers to remotely control individual PDU outlets.

Avoid PDU/Circuit Overload with Digital Current Meter

All Switched and Metered models include a digital current meter that allows managers to track PDU load conditions (in amps), helping them to avoid overloading their PDUs and utility circuits. Managers can also remotely monitor PDU load conditions when they use the network interface and software included with all Switched models and select Metered models. With the network interface, managers can set alarm thresholds to avoid overload as networks grow.



Remotely Control Outlets Through Network Interface

Switched PDUs include a built-in network interface that allows users to remotely control individual outlets (and connected devices) through SNMP, Web or Telnet, reducing costly service calls by rebooting locked devices. Tripp Lite's Switched PDUs are the only PDUs that combine automatic transfer switching (ATS) and a network interface in one unit. Since other PDUs in their class include the remote interface as a separate option, Tripp Lite's Switched PDUs save users significant installation costs.



Ensure Uptime with Dual AC Inputs & ATS

Select Switched and Metered models* include dual AC inputs and an automatic transfer switch (ATS). The ATS feature ensures the uptime of connected devices by automatically providing a backup source of AC power if one source fails or is taken off-line for maintenance. Two AC input cords—one attached and one detachable/optional—connect to separate, redundant power sources. The PDU monitors voltage levels from both power sources, and an internal transfer switch selects the source with the optimal voltage.




* PDUH15ATNET, PDUH20ATNET, PDUH15AT and PDUH20AT.

PDU Selector Guide (Features/Benefits)

Choose a PDU by identifying the ideal features and benefits for your application.

Features	Benefits	PDU Types		
		Basic PDUs	Metered PDUs	Switched PDUs
Multiple Outlets	Increase the number of devices that can be powered by a UPS system or utility source.	X	X	X
High-Current Plug and Low-Current Outlets	Increase connection flexibility by converting a single high-amperage outlet into multiple low-amperage outlets.	Select Models	Select Models	Select Models
Long Input Power Cord	Increases installation flexibility by allowing devices to be located far from an input power source.	X	X	X
On-Site Load Monitoring (Digital Current Meter)	Avoid overloads and safely add loads as total equipment power consumption is displayed.		X	X
Remote Load Monitoring (Network Interface)	Remote notification of user-selectable load thresholds prevents downtime due to overload as network installations grow.			X
Dual AC Input Plugs with Automatic Transfer Switching	Ensure the uptime of connected devices by powering the PDU from two separate, redundant input sources (two utility inputs, two UPS systems, a utility input and a UPS system, etc.)		Models with ATS	Models with ATS
Remote Control of Individual Outlets (through SNMP, Web or Telnet)	Reduces costly service calls by rebooting locked devices. Extends runtime of critical devices by turning off non-critical loads during blackouts.			X

Feature Focus



- A** Digital Current Meter
Maximizes the number of devices that can be safely added to the PDU (without overloading it) by displaying the total power consumption of connected equipment in amps.
- B** Dual AC Input Cords with Automatic Transfer Switching (ATS)
Two AC input cords can be connected to two separate, redundant power sources. Internal ATS safeguards the uptime of connected devices by automatically providing a backup source of AC power if one source fails or is taken off-line for maintenance.
- C** AC Input LEDs (ATS models only)
Indicate which input supply is powering the PDU.
- D** Remote Control/Monitoring Network Interface
Remotely control individual PDU outlets through SNMP, Web or Telnet. "Status Link" jack connects PDU to Ethernet. "Envirosense" jack connects PDU to optional sensor module (model # ENVIROSENSE) for remote temperature and humidity monitoring. "Config" jack allows manual PDU configuration after initial installation.
- E** Dual Circuits for Redundant Power Supply Applications
PDU40TDUAL and PDUHV40 include two separate circuits (with corresponding power cord, circuit breaker and outlets).
- F** Multiple AC Outlets
- G** Short Circuit Protection
- H** Grounding Lug
- I** Rugged, All-Metal Cabinet
- J** Versatile Mounting Hardware
Plug Retention Bracket (not shown)
Select models include a bracket that secures connected equipment cords, reducing the risk of accidental disconnection.
Toolless Mounting Buttons (not shown)
Select models include mounting buttons that support toolless mounting in SmartRack Enclosures and Open Frame Racks.

Specifications

Model #	Input Voltage	Current Capacity	Input Plug Type	Outlet Quantity	Outlet Type	Front Outlets	Rear Outlets	Power Cord Length (ft)	Form Factor
Switched PDUs (Individual Outlet Control—Network Interface)									
PDUHV15NET	120V	15A	5-15P	16	5-15/20R	16	—	10 ft.	OU vertical (49.00 in.)
PDUHV20NET	120V	20A	L5-20P / 5-20P ^(D)	24	5-15/20R	24	—	10 ft.	OU vertical (63.75 in.)
PDUHV20HVNET	208/230V	20A	L6-20P	24	20 C13, 4 C19	24	—	10 ft.	OU vertical (63.75 in.)
PDUHV30NET	120V	30A	L6-30P	24	5-15/20R	24	—	10 ft.	OU vertical (70.00 in.)
PDUHV30HVNET	208V	30A	L6-30P	24	20 C13, 4 C19	24	—	10 ft.	OU vertical (70.00 in.)
PDUHV15HVNET	208V/230V	15A	C14	8	C13	8	—	6.5 ft.	1U RM/OU vertical
PDUHV20HVNET	208V/230V	20A	C20 (L6-20P)	8	C13	8	—	8.5 ft.	1U RM/OU vertical
PDUHV30NET	120V	30A	L5-30P	16	5-15/20R	16	—	10 ft.	2U RM
PDUHV30HVNET	208V	30A	L6-30P	16	C13	16	—	10 ft.	2U RM
Include Automatic Transfer Switching (ATS)									
PDUHV15ATNET	120V ^(B)	15A	5-15P	8	5-15R	8	—	2 x 12 ft. ^(H)	1U RM/OU vertical
PDUHV20ATNET	120V ^(B)	20A	L5-20P / 5-20P ^(C)	16	5-15/20R	8	8	2 x 12 ft. ^(H)	1U RM/OU vertical
Metered PDUs (Displays Power Consumption)									
PDUHV15	120V	15A	5-15P	13	5-15R	1	12	15 ft.	1U RM/OU vertical
PDUHV20	120V	20A	L5-20P / 5-20P ^(D)	13	5-15/20R	1	12	15 ft.	1U RM/OU vertical
PDUHV15	120V	15A	5-15P	16	5-15R	16	—	15 ft.	OU vertical (48.00 in.)
PDUHV20	120V	20A	L5-20P / 5-20P ^(D)	20	5-15/20R	20	—	15 ft.	OU vertical (60.00 in.)
PDUHV40	120V	2 x 20A	L5-20P / 5-20P ^(E)	32	5-15/20R	32	—	2 x 10 ft.	OU vertical (71.25 in.)
PDUHV20HV	208/230V	20A	L6-20P	38	32 C13, 6 C19	38	—	10 ft.	OU vertical (63.75 in.)
PDUHV30	120V	30A	L5-30P	24	5-15/20R	24	—	10 ft.	OU vertical (63.75 in.)
PDUHV30HV	208V	2 x 15A	L6-30P	30	24 C13, 6 C19	30	—	10 ft.	OU vertical (63.75 in.)
Include Automatic Transfer Switching (ATS)									
PDUHV15AT	120V ^(B)	15A	5-15P	8	5-15R	8	—	2 x 12 ft. ^(H)	1U RM/OU vertical
PDUHV20AT	120V ^(B)	20A	L5-20P / 5-20P ^(C)	16	5-15/20R	8	8	2 x 12 ft. ^(H)	1U RM/OU vertical
Basic PDUs (Multi-Outlet Power Distribution)									
PDU1215	120V	15A	5-15P	13	5-15R	1	12	15 ft.	1U RM/OU vertical
PDU1220	120V	20A	5-20P	13	5-15/20R	1	12	15 ft.	1U RM/OU vertical
PDU1220T	120V	20A	L5-20P	13	5-15/20R	1	12	15 ft.	1U RM/OU vertical
PDU2430	120V	30A	L5-30P	24	5-15R	12	12	15 ft.	1U RM/OU vertical
PDU1230	200-240V	30A	L6-30P	18	2 C19, 16 C13	4 C13 / 2 C19	12 C13	15 ft.	1U RM/OU vertical
PDU1415	120V	15A	5-15P	14	5-15R	N/A	14	15 ft.	OU vertical (26.00 in.)
PDU1420T	120V	20A	L5-20P	14	5-15/20R	N/A	14	15 ft.	OU vertical (26.00 in.)
PDUV15	120V	15A	5-15P	12	5-15R	12	—	15 ft.	OU vertical (36 in.)
PDUV20	120V	20A	5-20P	12	5-15/20R	12	—	15 ft.	OU vertical (36 in.)
PDUV30HV	208V	2 x 15A	L6-30P	38	32 C13, 6 C19	38	—	10 ft.	OU vertical (63.75 in.)
PDU40TDUAL	120V	2 x 20A	L5-20P / 5-20P ^(E)	40	5-15/20R	40	—	2 x 15 ft.	OU vertical (71.25 in.)
PDUV	100-240V	16A	Supports 6 plugs ^(F)	14	12 C13, 2 C19	4 C13	8 C13 / 2 C19	10 ft.	1U RM/OU vertical
PDU12IEC	100-240V	16A	C20 inlet (no cord) ^(G)	14	12 C13, 2 C19	4 C13	8 C13 / 2 C19	—	1U RM/OU vertical

PDU Accessory (for use with Switched Models)

ENVIROSENSE Environmental sensor module. Allows select PDUs (with "NET" suffix in model number) to monitor external temperature/humidity & contact-closure inputs.
^(A) Certifications vary by model. ^(B) Primary input tolerances: 100-137V, 45-65Hz. Outside of this range, the PDU switches to the secondary input. Secondary input is passed through to the output without voltage or frequency restrictions. Two front panel LEDs marked "primary" and "secondary" indicate which source is supplying power to the PDU. ^(C) PDUHV20AT and PDUHV20ATNET include two cords with twist-lock L5-20P input plugs and two adapters to support connection to a straight-blade 5-20R outlet. ^(D) PDUHV20 and PDUHV20NET include a twist-lock L5-20P plug and an adapter to support connection to a straight-blade NEMA 5-20R outlet. ^(E) PDUHV40 and PDU40TDUAL are two-corded, dual-circuit PDUs with two twist-lock L5-20P plugs and two adapters to support connection to straight-blade NEMA 5-20R outlets. ^(F) PDUV includes a C20 input plug, plus five adapters that terminate in C14, 5-15P, 5-20P, L5-20P or L6-20P plugs. ^(G) PDU12IEC has a C20 power inlet. User must supply input cord with C19 connection to attach to the PDU, and any plug type to connect to a utility source. ^(H) Includes one detachable 12 ft. power cord.

Complete, up-to-date specifications (including product weight and dimensions) available at www.tripplite.com

Eco-Friendly Backup Power

Saves Money & Protects the Environment



SU5000RT3U, SU5000RT3UHV, SU6000RT3U, SU6000RT3UHV, SU8000RT3U, SU8000RT3U1TF, SU8000RT3UHW, SU8000RT3UN50, SU8000RT3UN50TF, SU8000RT3UG, SU10000RT3U, SU10000RT3U2TF, SU10000RT3UG, SU10KRT3UHV, SU10KRT3U Power module shown.

- ▶ Superior Efficiency Conserves Electricity
- ▶ Special ECO Outlets Turn Off Energy-Wasting “Phantom Loads”
- ▶ RoHS Compliance Reduces Hazardous Substances
- ▶ Recycled and Recyclable Materials Minimize Waste

Reduces Data Center Costs

Two-thirds of the electricity required by a data center is consumed by cooling and power distribution, including UPS systems.* Using high-efficiency SmartOnline (pages 8-23) or SmartPro (pages 2-7, 24-25) UPS Systems and right-sizing load levels to balance fault-tolerance and economy can make your data center significantly cooler, greener and more cost-effective.

SmartOnline UPS Systems are up to 97% efficient in economy mode, a potential efficiency increase of 10% or more versus comparable systems from competing vendors. Tripp Lite offers several tools that help you safely right-size load levels for additional efficiency gains. Metered PDUs display load levels and Switched PDUs also include a network interface for remote load monitoring (pages 38-39). SmartOnline and SmartPro UPS Systems support on-site and remote load monitoring through the optional SNMPWEBCARD or free PowerAlert software (pages 26-27).

By increasing UPS efficiency 10% for a modest 32 kilowatt load, you can reduce carbon emissions by 34 tons per year. Over a five-year period, you can conserve more than 250 megawatt-hours of electricity—enough to power an average single-family home for more than 20 years—and you can save \$27,095 on your electric bill.**

* The Green Grid. ** Estimate assumes 24x7x365 duty cycle.

Go to www.tripplite.com for more than 1,000 quality products to power, protect and connect your electronic equipment!

Copyright © 2008 Tripp Lite. All trademarks are the sole property of their respective owners. The policy of Tripp Lite is one of continuous improvement. Specifications are subject to change without notice. Final products may differ slightly from photos.

Saves Energy at Home and Office

Tripp Lite’s ECO Series UPS Systems (pages 30-31) are up to 99% efficient and turn off designated ECO outlets when your computer is inactive. This feature eliminates wasteful phantom loads that consume electricity even when a device appears to be turned off. ECO Series UPS Systems can save up to \$50 on your utility bill, conserve 470 kilowatt-hours of electricity and reduce your carbon footprint by 630 pounds per year.*

* Estimate assumes 5% efficiency gain and 60W of phantom loads.

Protects the Planet

Tripp Lite was an early supporter of the RoHS (Restriction of Hazardous Substances) directive and leads the industry in RoHS compliance. RoHS aims to improve environmental conditions worldwide by strictly limiting the use of six hazardous substances: lead, mercury, cadmium, hexavalent chromium, polybrominated biphenyls (PBBs) and polybrominated diphenyl ether (PBDE). Tripp Lite manufactures hundreds of RoHS-compliant products—including UPS systems—which can be identified by the RoHS logo.



Distributed By:



Pulse Supply
909 Ridgebrook Road., Sparks, Maryland 21152, USA
TEL : +1-410-583-1701 FAX : +1-410-583-1704
E-mail: sales@pulsesupply.com
<https://www.pulsesupply.com/tripp-lite>

