

CEL-FI[™] SMALL CELL INTERFACE

QUATRA Accessory



User Manual



Small Cell Interface (SCIF)

Included in the Box:

- Small Cell Interface (SCIF)
- Four SMA-SMA Input cables
- Two SMA-QMA Output cables
- User Manual

TEL : +1-410-583-1701

E-mail: sales@pulsesupply.com

FAX : +1-410-583-1704

<https://www.pulsesupply.com/cel-fi>

OVERVIEW

The **QUATRA Small Cell Interface (SCIF)** simplifies RF connections between a small cell and one or two **QUATRA Network Units (NU)** and provides proper signal attenuation and port isolation.

The **SCIF** is typically sold as a kit that includes mounting hardware and all INPUT and OUTPUT cables for attaching a single **NU**.

IMPORTANT:

1. If a second **NU** is to be attached, contact your supplier for additional output cables.
2. If more than two **NU**s are to be used, contact your supplier for more information.

Additional information is also available in the **Cel-Fi QUATRA** User Manual.

Technical Specifications:

ITEM	SPECIFICATION
Model	Q34-SCI
Max Input power	30 dBm (1 watt) all ports
Frequency	699 – 2690 MHz all ports
Impedance	50 ohm
Connectors	SMA Female
Operating temperature	0° to 40°C
Storage temperature	-25° to 60°C
Relative humidity	0% to 95%, noncondensing
Ingress Rating	IP20 (Indoor use only)
Dimensions	175mm (W) x 85mm (H) x 25mm (D)
Weight	196 gm

Safety Precautions

- Use this product indoors. It should not be used outdoors.
- When installing the equipment, all the requirements of the manufacturer must be met.
- There are no user serviceable parts inside.
- CAUTION: Changes or modifications to this product not expressly approved by Nextivity may void your right to operate the equipment.

Warranty

Nextivity Inc. provides a limited warranty for its products. For details, please refer to www.cel-fi.com/warranty.

Limitation of Liability

In no event shall Nextivity, nor its directors, employees, agents, suppliers or End Users, be liable under contract, tort, strict liability, negligence or any other legal or equitable theory with respect to the Products or any other subject matter of this Agreement (i) for any lost profits, cost of procurement of substitute goods or services, or special, indirect, incidental, punitive, or consequential damages of any kind whatsoever or (ii) for any direct damages in excess of (in the aggregate) the fees actually received by Nextivity from End User with respect to the Products actually purchased and paid for.

See www.cel-fi.com for a list of patents covering Cel-Fi products.

Europe



Compliance Contact

In the event of a regulatory compliance issue, please contact Nextivity Inc. at www.nextivityinc.com.

NOTE: Certifications are regional; not all products need or have the same certifications. Please check the specific model number to determine exactly which certifications it has.

Support

Should you require any assistance, please contact your QUATRA reseller. If your questions cannot be answered immediately, your reseller will forward your queries through the appropriate channels to ensure a rapid response. If you still need assistance visit:

www.cel-fi.com/support

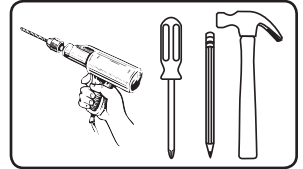
Copyright © 2016 by Nextivity, Inc. U.S. Patents pending. All rights reserved. The Nextivity and Cel-Fi logos are registered trademarks of Nextivity Inc. All other trademarks or registered trademarks listed belong to their respective owners. Designed by Nextivity Inc in California. UM-QUATRA-SCIF_16-1114



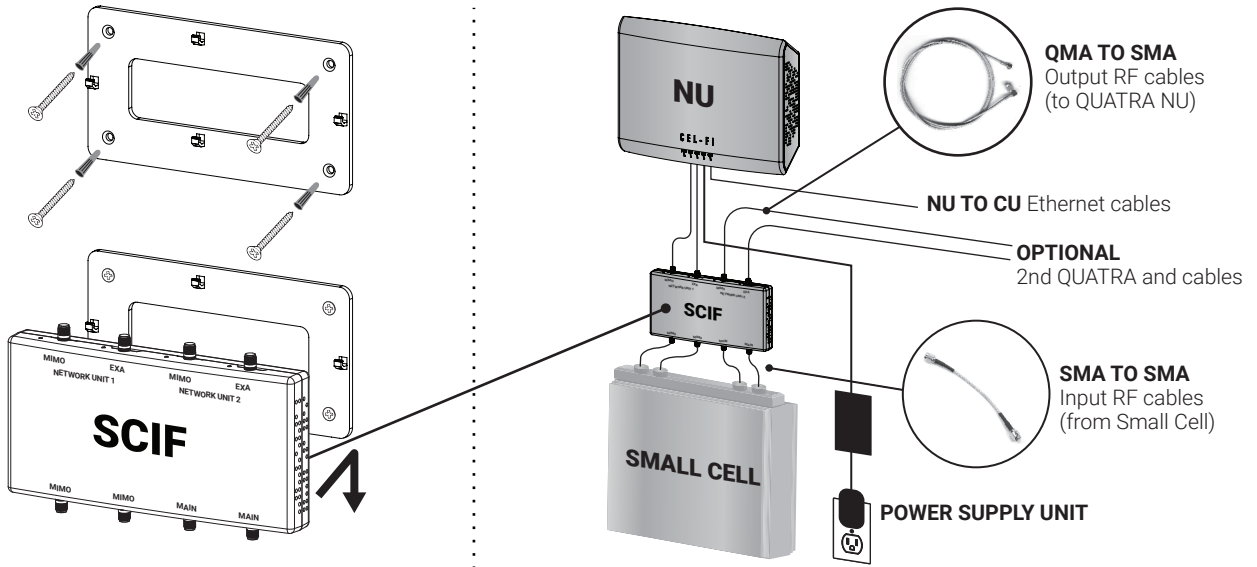
420N007-Q34-011-SCI-RB

STEP 1: Placement and Mounting of the SCIF

The **SCIF** is to be mounted close to the small cell RF ports, and will be connected to the small cell using **SCIF INPUT** cables. The **SCIF OUTPUT** cables are longer to allow more flexible NU placement. Be sure and leave space for NU power and network cabling.

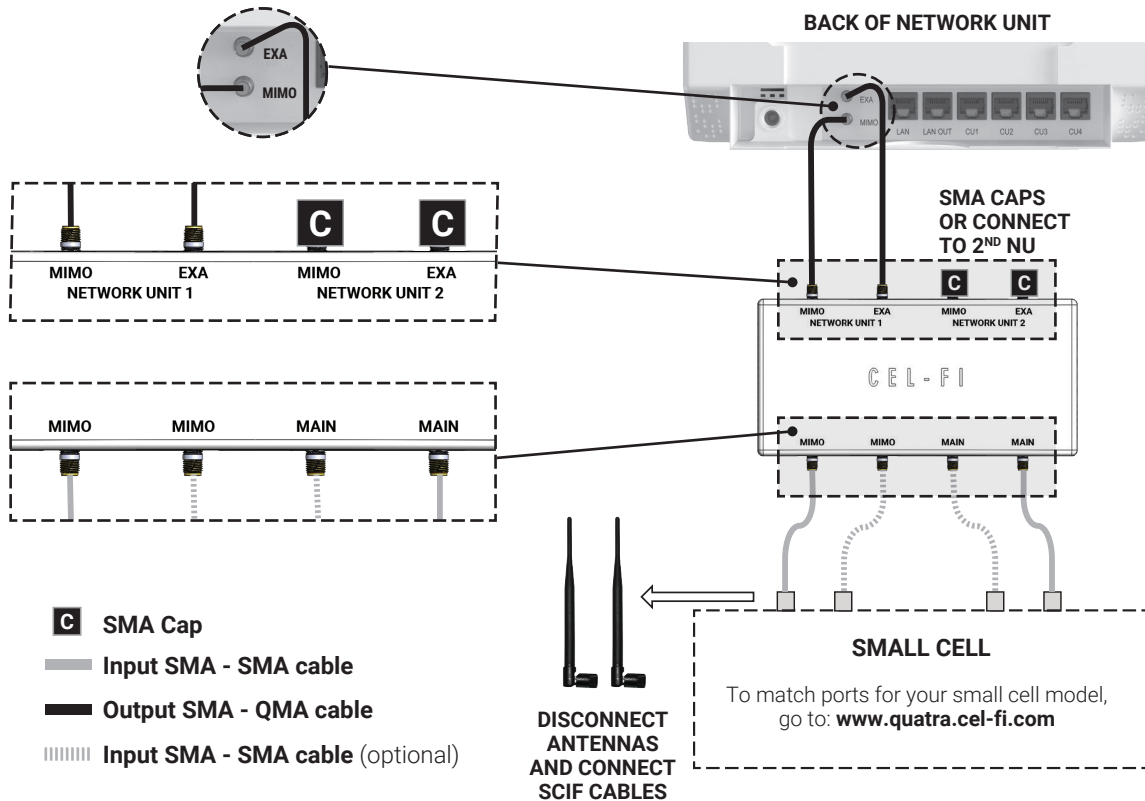


REQUIRED HARDWARE



STEP 2: Cabling the SCIF

If using a **QUATRA** small cell configuration (Supercell), connect the small cell to one or more QUATRA NUs as instructed below. Some small cells have two RF ports, one for each MIMO antenna. Some small cells have four RF ports, two for each MIMO antenna (serving different bands) that the **SCIF** is used to combine. For exact connection information, search your small cell model number at www.quatra.cel-fi.com.



Cabling MUST meet Nextivity cable ratings: 50 ohm, double shielded > 90 dB, less than 2dB loss over operating frequencies.



Pulse Supply
909 Ridgebrook Road, Sparks, Maryland 21152, USA

TEL : +1-410-583-1701
FAX : +1-410-583-1704

E-mail: sales@pulsesupply.com
<https://www.pulsesupply.com/cel-fi>