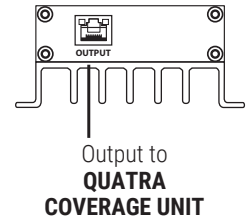

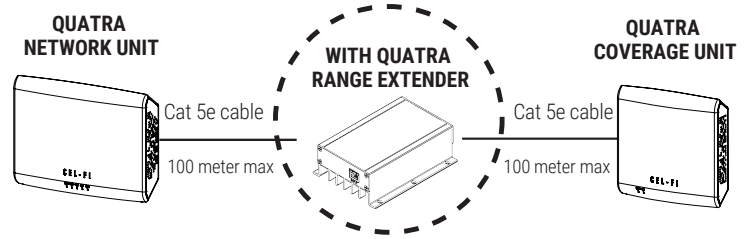
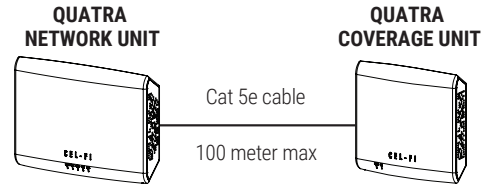
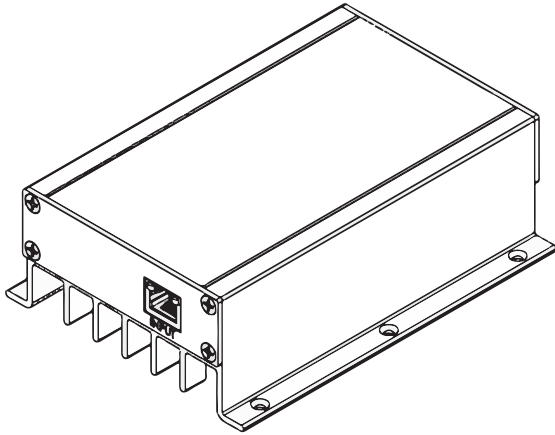


# CEL-FI™ QUATRA RANGE EXTENDER

Accessory

## User Manual



### OVERVIEW

The **QUATRA Range Extender** is a **Power over Ethernet (PoE)** device that allows QUATRA NETWORK UNIT to COVERAGE UNIT interconnect cable lengths up to 200 meters. Plug and play installation.



The **QUATRA Range Extender** is designed solely for use with the Cel-Fi QUATRA, and will not work with other devices. Other extender products will not work with QUATRA. **Only one (1) Extender may be used per QUATRA Coverage Unit.**

### Canada

This Class B digital apparatus complies with Canadian ICES-003.

### Compliance Contact

In the event of a regulatory compliance issue, please contact Nextivity Inc. at [www.nextivityinc.com](http://www.nextivityinc.com).

Note: Certifications are regional; not all products need or have the same certifications. Please check the specific model number to determine exactly which certifications it has.

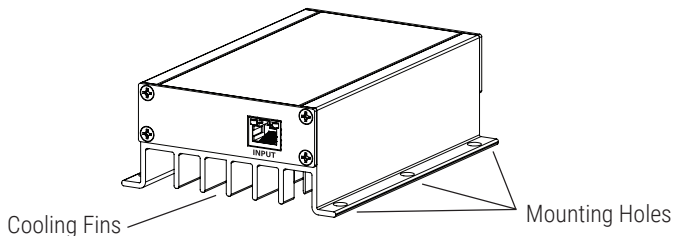
### Patents

This product is covered by Nextivity, Inc., US patents and patents pending. Please refer to [www.cel-fi.com](http://www.cel-fi.com) for details.

### Support

Should you require any assistance, please contact your QUATRA reseller. If your questions cannot be answered immediately, your reseller will forward your queries through the appropriate channels to ensure a rapid response. If you still need assistance visit:

<http://www.cel-fi.com/support>.



420N007-Q34-011-10-QRE-RD

**STEP 1: Locate and mount the Extender unit**

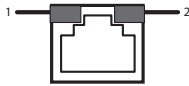
- Input and Output port LEDs should be clearly visible.
- Allow adequate ventilation.
- Do not mount in direct sunlight, near heat sources, or in weather exposed areas.
- The Cat 5e cable (or better) that connects the INPUT port to the QUATRA NETWORK UNIT should not exceed 100 meters in length.
- The Cat 5e cable that connects the OUTPUT port to the QUATRA COVERAGE UNIT should not exceed 100 meters in length.



QUATRA Range Extender cables to QUATRA NETWORK AND COVERAGE UNITS must be dedicated (proprietary data link)! The system will not function if common shared LAN resources are used with cabling (routers, switches etc).

**STEP 2: Connect INPUT and OUTPUT cabling**

- Extender power is provided by the cable from the QUATRA NETWORK UNIT.
- RJ45 LED #1 (solid amber) indicates power.
- RJ45 LED #2 will blink green during initialization, and will be solid green when the Extender has passed self-test and is operating normally.
- If both LEDs blink off periodically on a port, the port is resetting to try and establish communications with the QUATRA NETWORK UNIT or COVERAGE UNIT it is connected to. Check cables and connections if this occurs.



- If both INPUT LEDs are off, check the cable to the QUATRA NETWORK UNIT and that the NETWORK UNIT is powered up.
- If both OUTPUT LEDs are off, check the cable to the QUATRA COVERAGE UNIT.
- For further assistance, please consult your installer or contact <http://www.cel-fi.com/support>.

**Technical Specifications:**

ITEM	SPECIFICATION
Model	Q34 – E1000
Data Rate	1000 Mbps full duplex
Connectors	RJ45
Cabling	Category 5e or better
INPUT/OUTPUT voltage	42 - 57 VDC
Power Consumption	7.5 watts typ.
Device Type	Class II
Ambient Operating Temp	0 – 40° C
Relative humidity	0 – 95% Non-condensing
Environment	Indoors
Mounting	Wall or shelf
Dimensions	140mm (L) x 66mm (W) x 28mm (H)
Weight	0.7kg
Compliance	FCC Part 15, Class B
	ICES 03
	CE
	IEEE 802.3at-2009
	RoHS
	UL/CSA/EN 62368-1

**Safety Precautions**

- Use this product indoors. It should not be used outdoors.
- This products is designed to be powered over Ethernet cabling.
- When installing the equipment, all the requirements of the manufacturer and the referenced standards must be met.
- There are no user serviceable parts inside.
- CAUTION: Changes or modifications to this product not expressly approved by Nextivity may void your right to operate the equipment.



QUATRA Range Extender heat sink edges may be sharp. Caution while handling.

**Warranty**

Nextivity Inc. provides a limited warranty for its products. For details, please refer to [www.cel-fi.com/warranty](http://www.cel-fi.com/warranty).

**Limitation of Liability**

In no event shall Nextivity, nor its directors, employees, agents, suppliers or End Users, be liable under contract, tort, strict liability, negligence or any other legal or equitable theory with respect to the Products or any other subject matter of this Agreement (i) for any lost profits, cost of procurement of substitute goods or services, or special, indirect, incidental, punitive, or consequential damages of any kind whatsoever or (ii) for any direct damages in excess of (in the aggregate) the fees actually received by Nextivity from End User with respect to the Products actually purchased and paid for.

See [www.cel-fi.com](http://www.cel-fi.com) for list of patents covering this product.

**Electromagnetic Compatibility (EMC)**

This equipment has been designed and tested to fulfill applicable standards for:

- Radio frequency emission when installed according to the instructions and used in its intended environment.
- Immunity to electrical and electromagnetic phenomena when installed according to the instructions and used in its intended environment.

**USA**

This equipment generates, uses and can radiate radio frequency energy and, if not installed and used in accordance with the instructions, may cause harmful interference to radio communications. However, there is no guarantee that interference will not occur in a particular installation. If this equipment does cause harmful interference to radio or television reception, which can be determined by turning the equipment off and on, the user is encouraged to try to correct the interference by one or more of the following measures:

- Reorient or relocate the receiving antenna.
- Increase the separation between the equipment and receiver.
- Connect the equipment into an outlet on a circuit different from that to which the receiver is connected.
- Consult the dealer or an experienced radio/TV/IT technician for help.

E-mail: [sales@pulsesupply.com](mailto:sales@pulsesupply.com)  
<https://www.pulsesupply.com/cel-fi>



**Pulse Supply**  
 909 Ridgebrook Road. TEL : +1-410-583-1701  
 Sparks, Maryland 21152, USA FAX : +1-410-583-1704