



Cel-Fi™ HP Server Antenna

Smart Cellular Coverage



Model Number:

A51-100-100

FEATURES

- Adhesive Mount
- High Performance
- Ground Plane Independent
- Cellular/LTE (698–960, 1710–2170 and 2500–2700 MHz)
- IP69K
- 145.5×41.8×15.2 mm

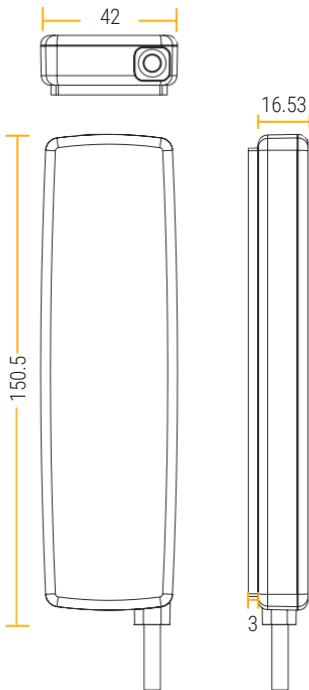
BENEFITS

ANTENNA AND ELECTRICAL SPECIFICATIONS

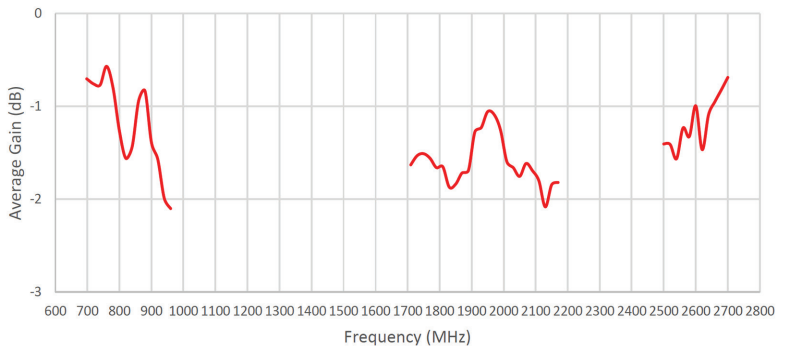
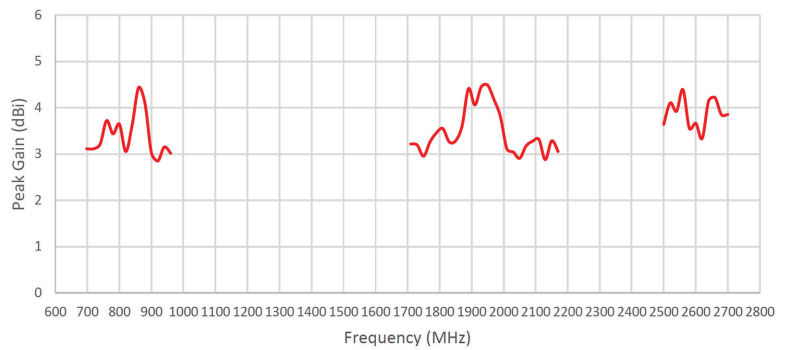
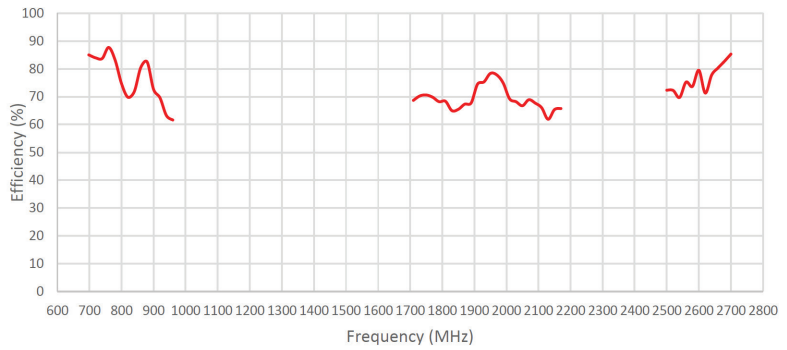
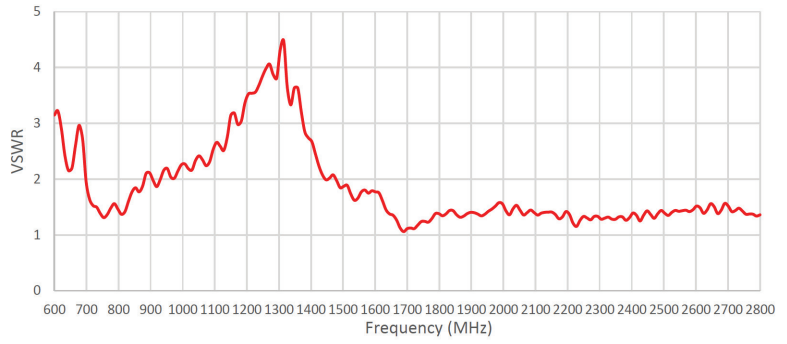
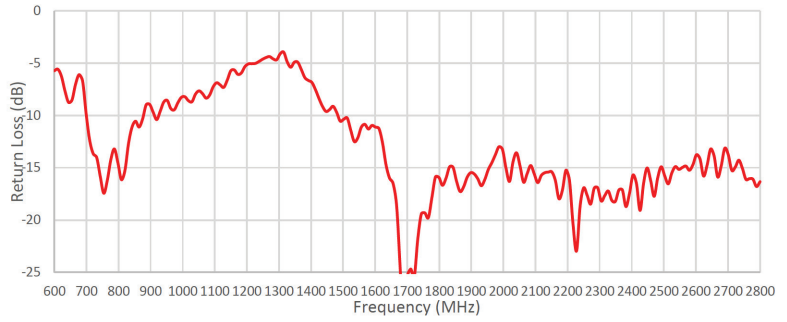
Cable 1	CELLULAR / LTE Antenna		
Standards	2G, 3G, and 4G		
Band (MHz)	700/850/900	1700/1800/1900/2100	2600
Frequency (MHz)	698–960	1710–2170	2500–2700
Return Loss (dB)	~ -12.1	~ -16.5	~ -14.8
VSWR	~ 1.7:1	~ 1.4:1	~ 1.5:1
Efficiency (%)	~ 76	~ 69	~ 76
Peak Gain (dBi)	~ 3.4	~ 3.5	~ 3.9
Average Gain (dB)	~ -1.2	~ -1.6	~ -1.18
Impedance	50 Ohm		
Polarisation	Linear		
Radiation Pattern	Omni-Directional		
Max. Input Power	25W		
Connector Type	SMA-Male		
Cable Length	800 cm		
Cable Type	LMR100 equivalent		

MECHANICAL AND ENVIRONMENTAL SPECIFICATIONS

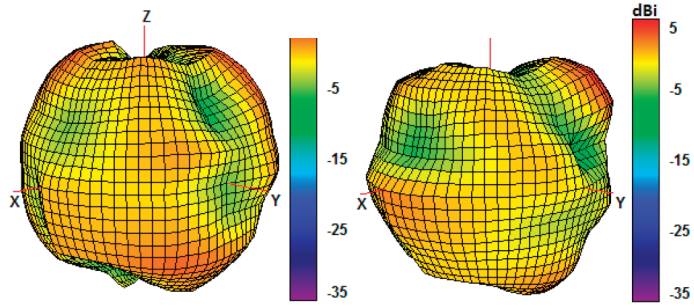
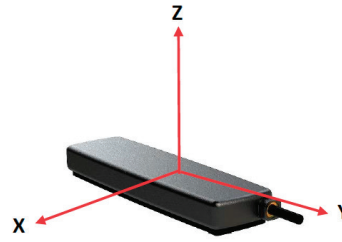
Mounting Type	Adhesive Mount
Dimensions (mm)	145.5×41.8×15.2
Radome Type	ABS UV Stable
Radome Color	White
Operating Temperature	-40°C to +85°C
Storage Temperature	-40°C to +85°C
Ingress Protection	IP69K
Substance Compliance	RoHS



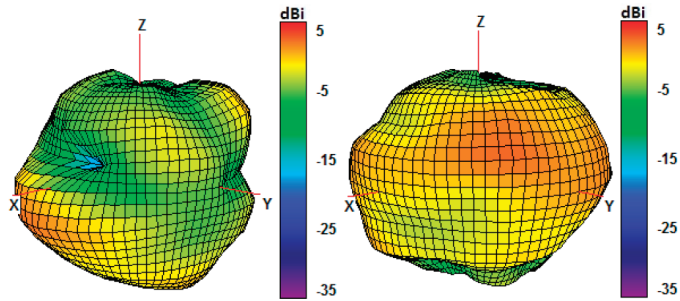
ANTENNA PARAMETERS



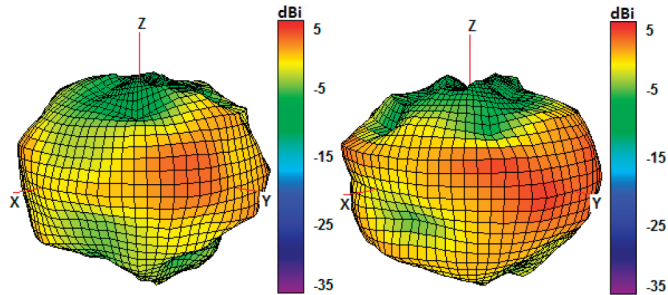
ANTENNA PATTERNS



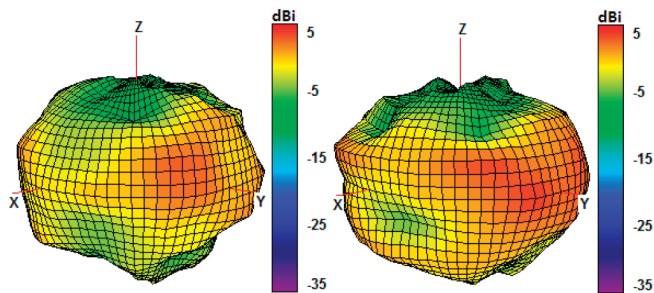
750 and 850 Mhz Radiation Pattern



940 and 1750 MHz Radiation Pattern



1850 and 1950 MHz Radiation Pattern



2100 and 2600 MHz Radiation Pattern